


# ROSKILDE KATEDRALSKOLE

Samlede Resultater



@Ventures  
Elektivsundersøgelse

Indholdsfortegnelse

Indholdsfortegnelse..... **Fejl! Bogmærke er ikke defineret.**

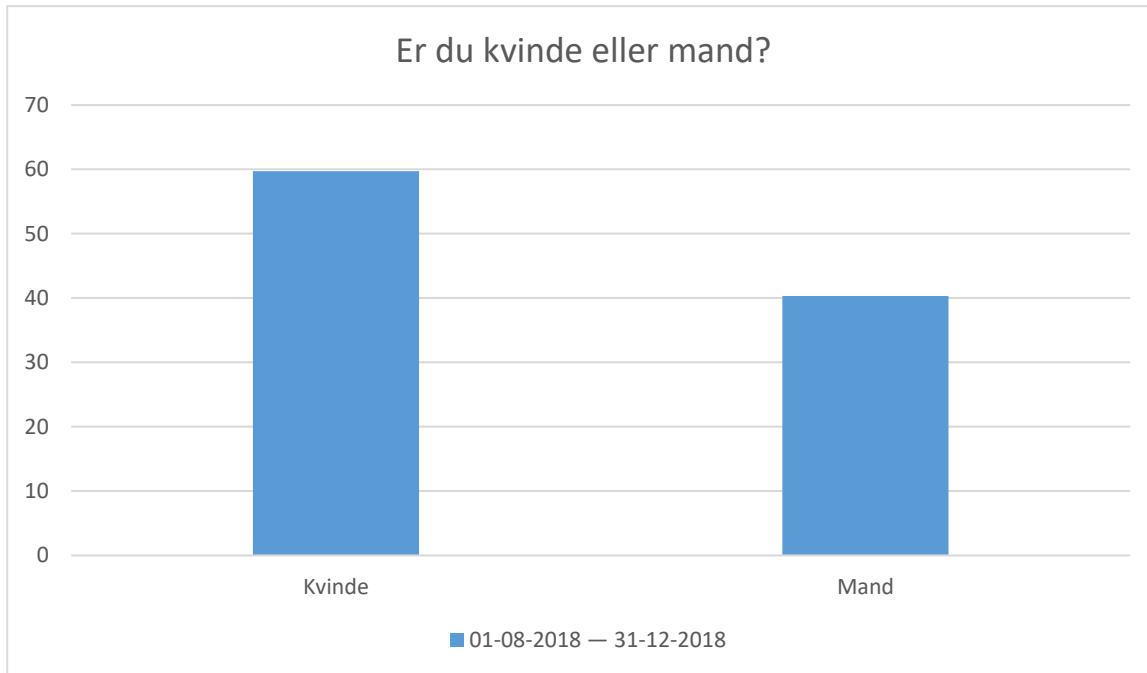
Overskrift..... **Fejl! Bogmærke er ikke defineret.**

Underoverskrift ..... **Fejl! Bogmærke er ikke defineret.**

Tabel ..... **Fejl! Bogmærke er ikke defineret.**

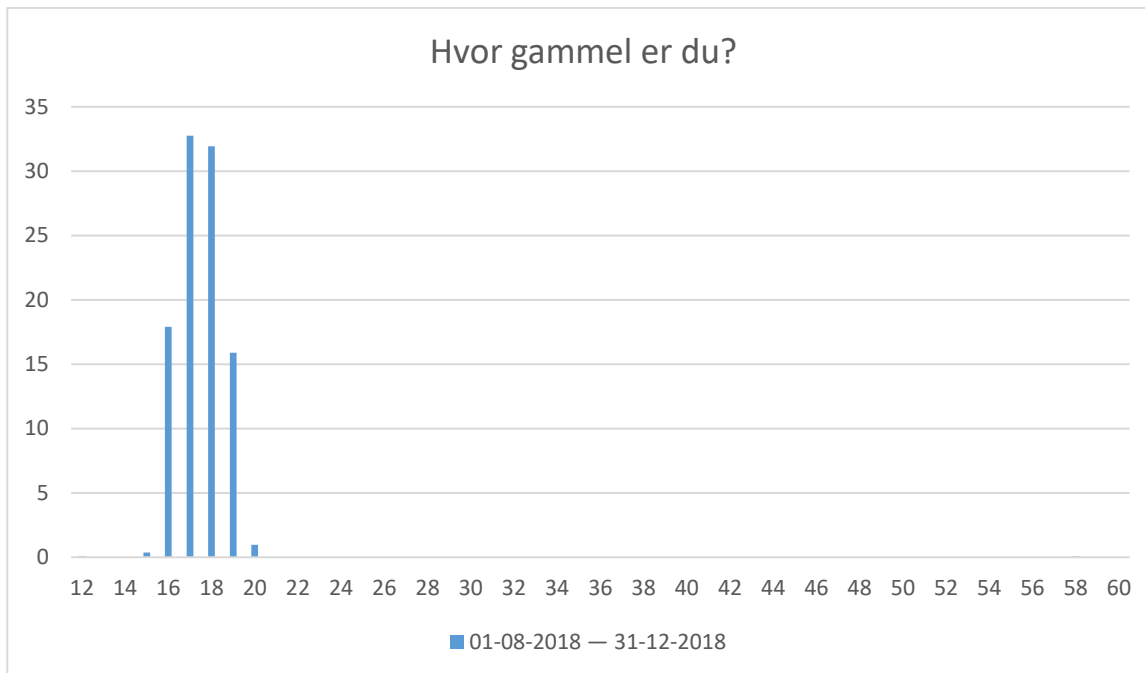
Diagrammer..... **Fejl! Bogmærke er ikke defineret.**

## Afsnit A



01-08-2018 — 31-12-2018; Gennemsnit og spredning kan ikke beregnes.

Svarmulighed	01-08-2018 — 31-12-2018: Antal	01-08-2018 — 31-12-2018: Andel (%)
Kvinde	800	60
Mand	540	40
Total	1340	-

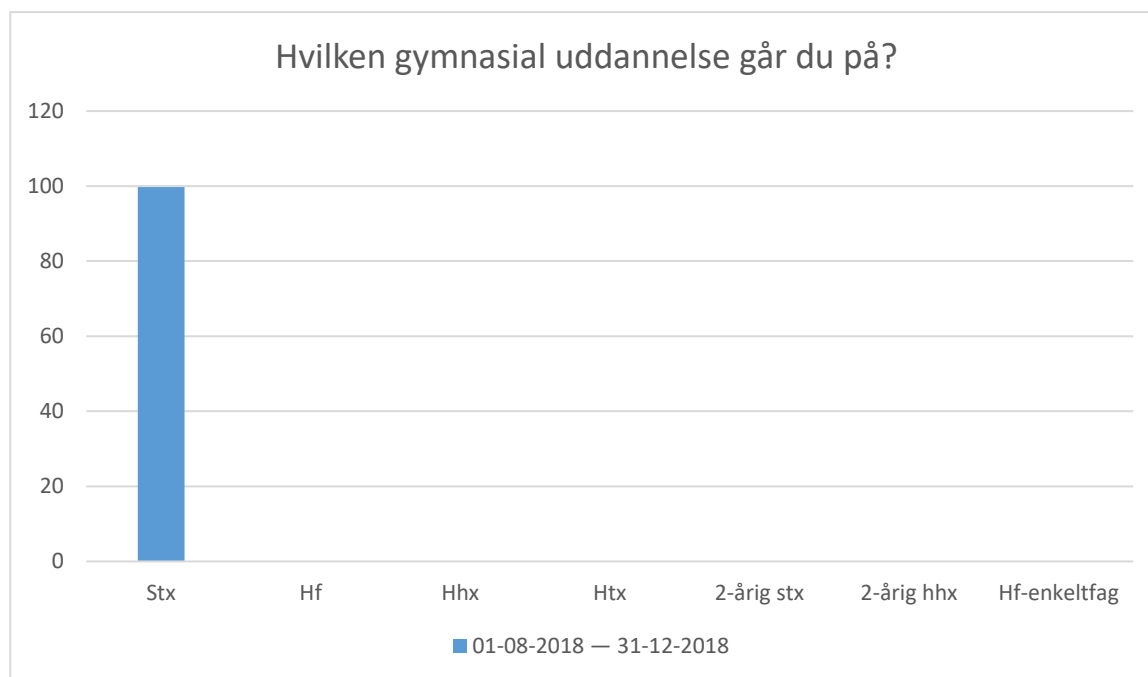


01-08-2018 — 31-12-2018; Gennemsnit: 17,5, spredning: 1,5

Svarmulighed	01-08-2018 — 31-12-2018: Antal	01-08-2018 — 31-12-2018: Andel (%)
12	1	0
13	0	0
14	0	0
15	5	0
16	240	18
17	439	33
18	428	32
19	213	16
20	13	1
21	0	0
22	0	0
23	0	0
24	0	0
25	0	0
26	0	0
27	0	0
28	0	0
29	0	0
30	0	0
31	0	0
32	0	0
33	0	0
34	0	0
35	0	0
36	0	0
37	0	0

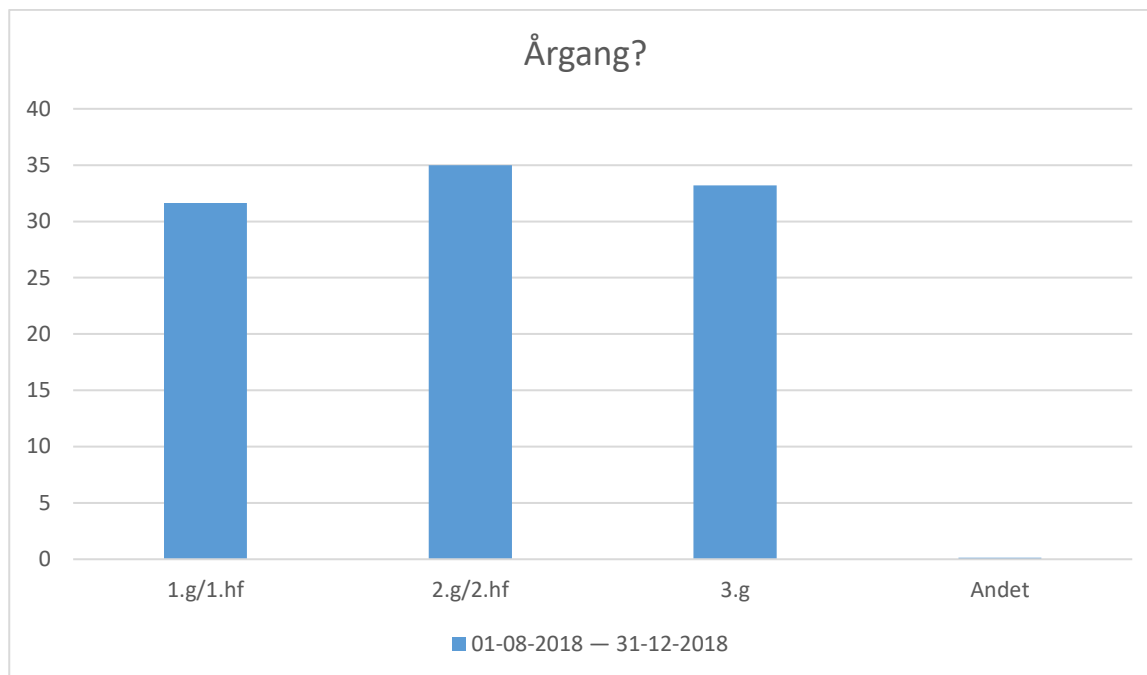
38	0	0
39	0	0
40	0	0
41	0	0
42	0	0
43	0	0
44	0	0
45	0	0
46	0	0
47	0	0
48	0	0
49	0	0
50	0	0
51	0	0
52	0	0
53	0	0
54	0	0
55	0	0
56	0	0
57	0	0
58	1	0
59	0	0
60	0	0
Total	1340	-

## Afsnit B



01-08-2018 — 31-12-2018; Gennemsnit og spredning kan ikke beregnes.

Svarmulighed	01-08-2018 — 31-12-2018: Antal	01-08-2018 — 31-12-2018: Andel (%)
Stx	1337	100
Hf	0	0
Hhx	0	0
Htx	0	0
2-årig stx	2	0
2-årig hhx	1	0
Hf-enkeltfag	0	0
Total	1340	-



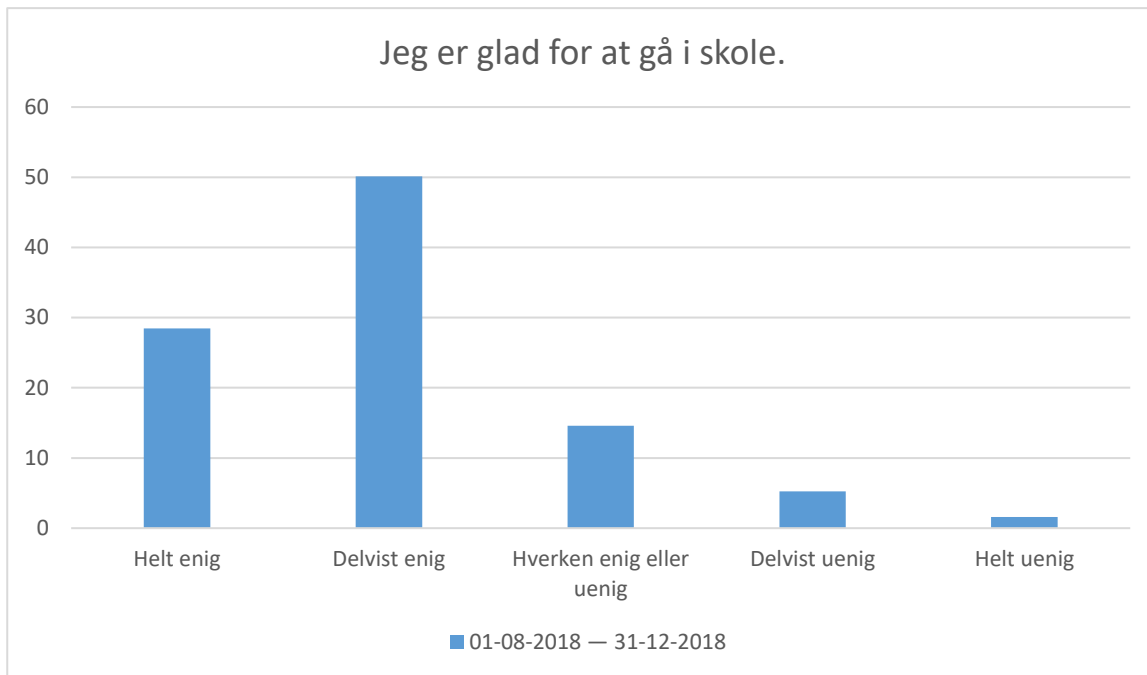
01-08-2018 — 31-12-2018; Gennemsnit og spredning kan ikke beregnes.

Svarmulighed	01-08-2018 — 31-12-2018: Antal	01-08-2018 — 31-12-2018: Andel (%)
1.g/1.hf	424	32
2.g/2.hf	469	35
3.g	445	33
Andet	2	0
<b>Total</b>	<b>1340</b>	<b>-</b>

Spørsmålet »Hvilken klasse går du i (den klasse du har dansk sammen med)?« har ikke nok besvarelser.



## Afsnit C



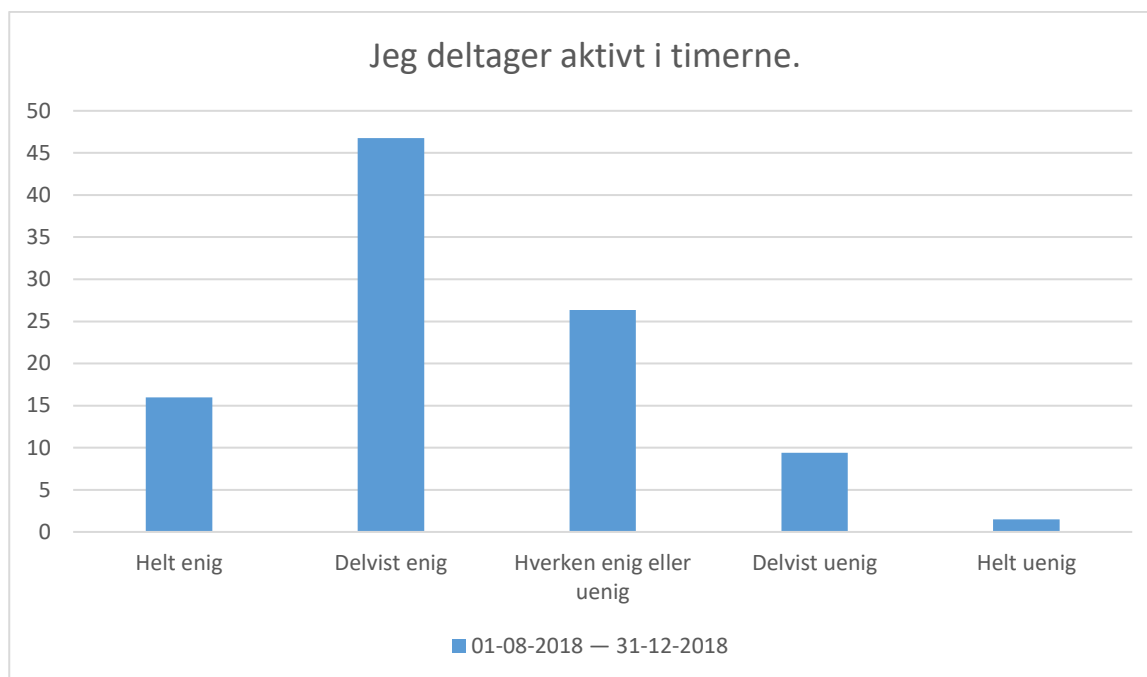
01-08-2018 — 31-12-2018; Gennemsnit: 4, spredning: 0,9

Svarmulighed	01-08-2018 — 31-12-2018: Antal	01-08-2018 — 31-12-2018: Andel (%)
Helt enig	380	28
Delvist enig	669	50
Hverken enig eller uenig	195	15
Delvist uenig	70	5
Helt uenig	21	2
Total	1335	-



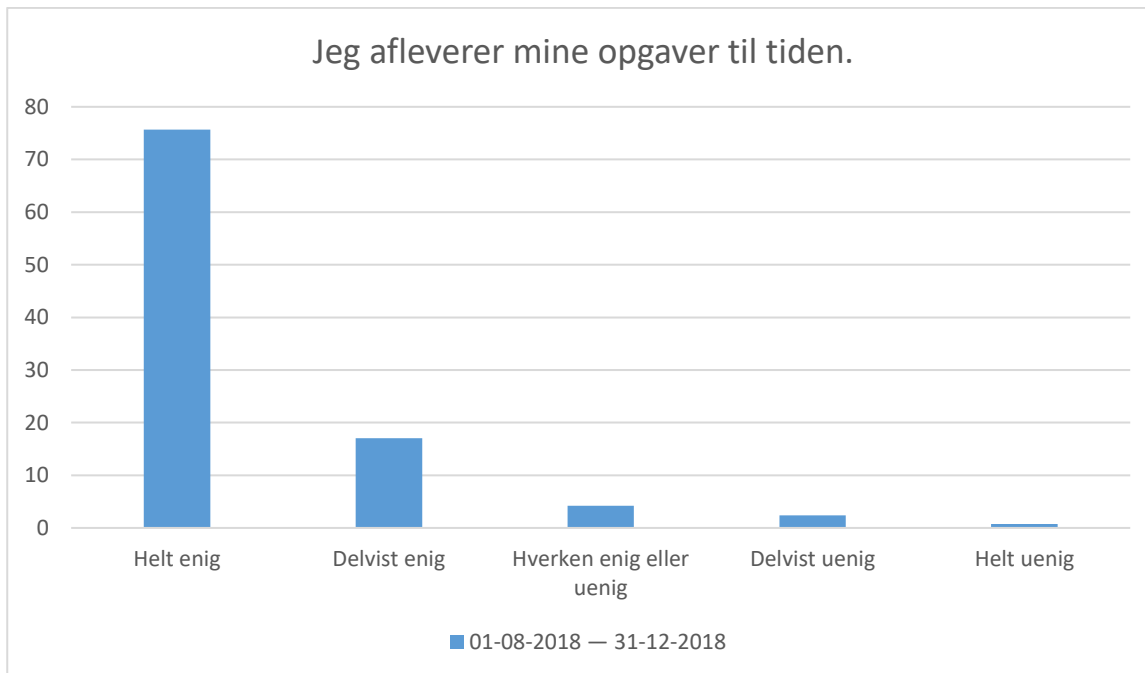
01-08-2018 — 31-12-2018; Gennemsnit: 3,8, spredning: 0,8

Svarmulighed	01-08-2018 — 31-12-2018: Antal	01-08-2018 — 31-12-2018: Andel (%)
Helt enig	202	15
Delvist enig	725	55
Hverken enig eller uenig	314	24
Delvist uenig	74	6
Helt uenig	15	1
Total	1330	-



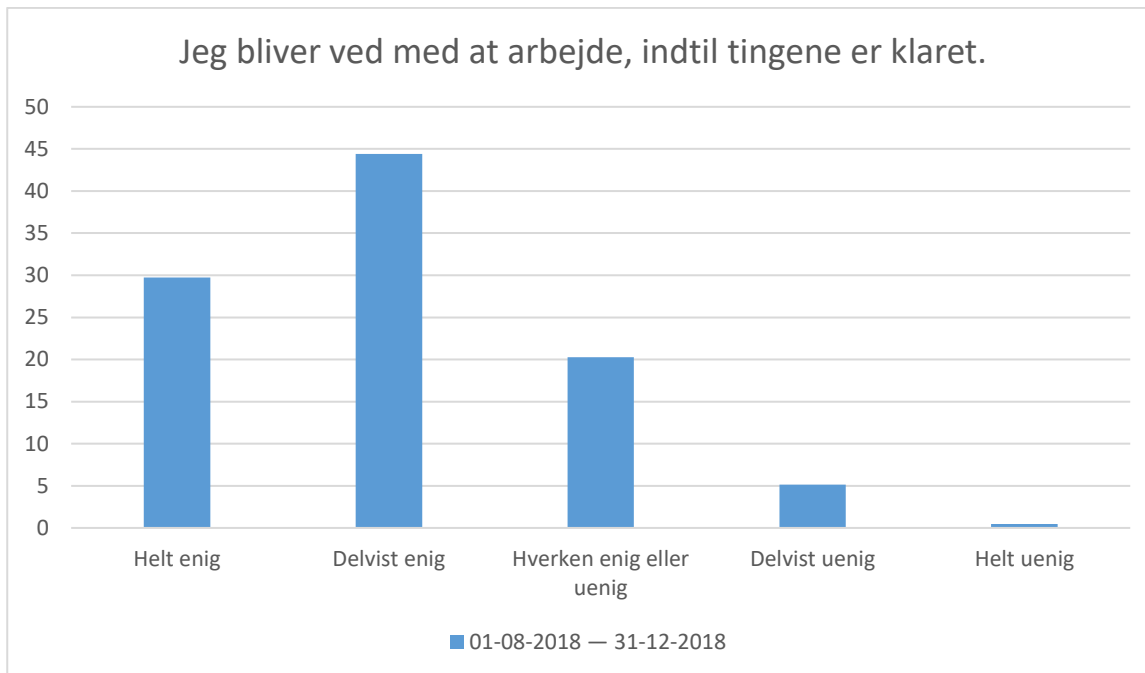
01-08-2018 — 31-12-2018; Gennemsnit: 3,7, spredning: 0,9

Svarmulighed	01-08-2018 — 31-12-2018: Antal		01-08-2018 — 31-12-2018: Andel (%)	
Helt enig		214		16
Delvist enig		626		47
Hverken enig eller uenig		353		26
Delvist uenig		126		9
Helt uenig		20		1
Total		1339		-



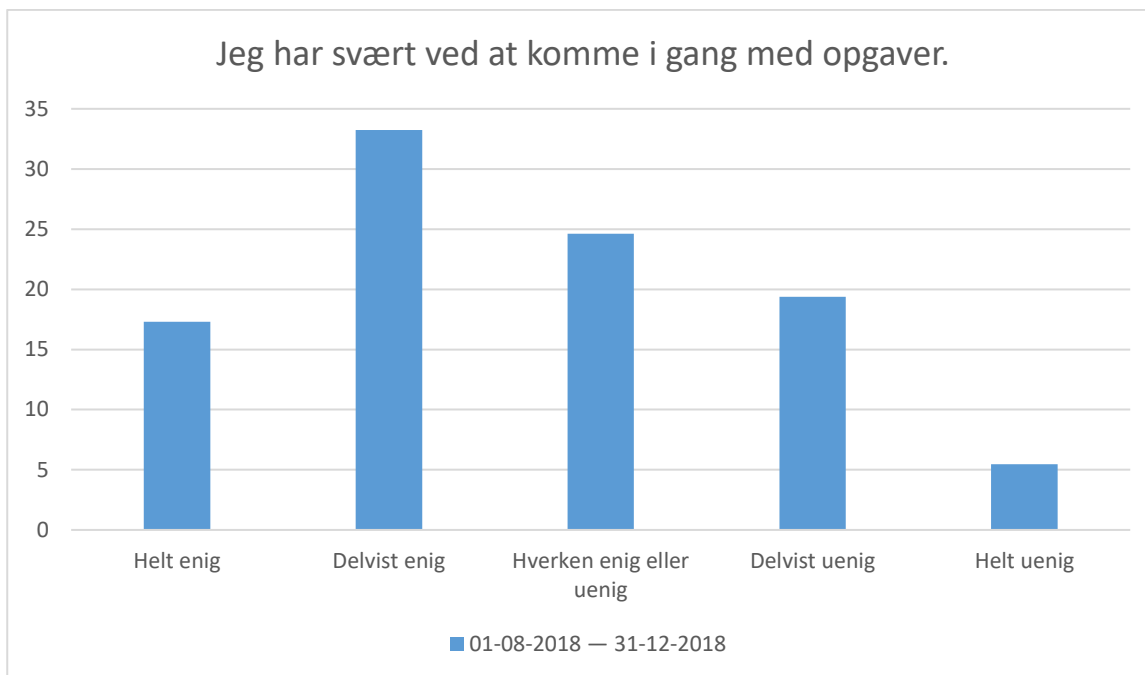
01-08-2018 — 31-12-2018; Gennemsnit: 4,6, spredning: 0,7

Svarmulighed	01-08-2018 — 31-12-2018: Antal	01-08-2018 — 31-12-2018: Andel (%)
Helt enig	1013	76
Delvist enig	228	17
Hverken enig eller uenig	56	4
Delvist uenig	32	2
Helt uenig	10	1
Total	1339	-



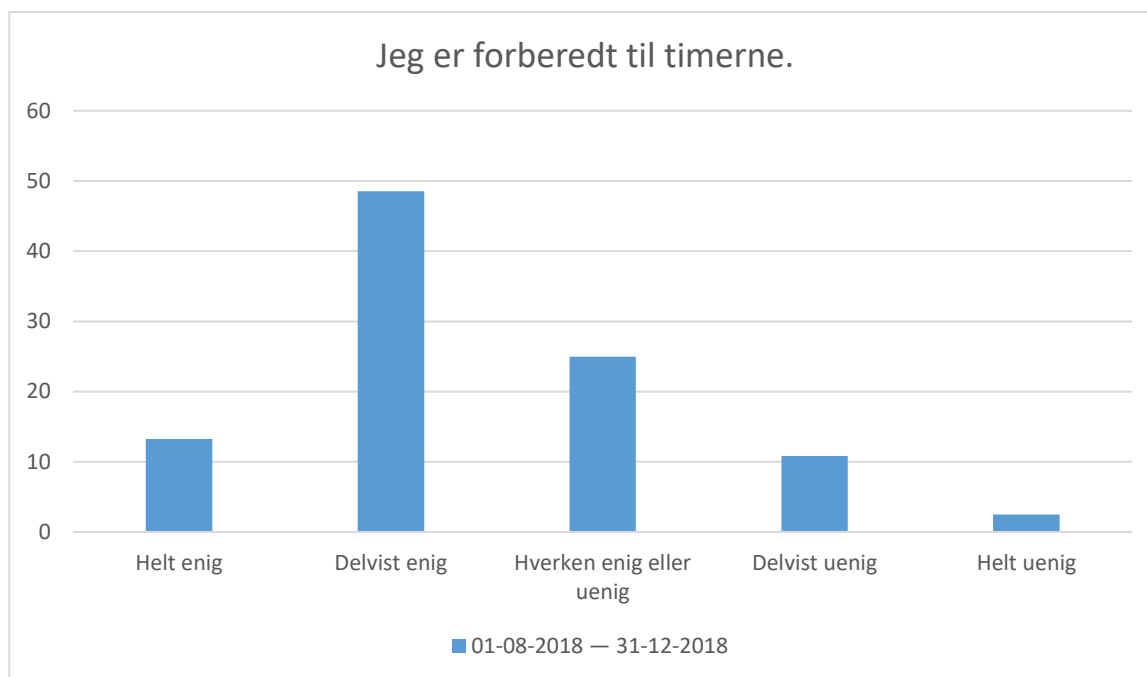
01-08-2018 — 31-12-2018; Gennemsnit: 4, spredning: 0,9

Svarmulighed	01-08-2018 — 31-12-2018: Antal	01-08-2018 — 31-12-2018: Andel (%)
Helt enig	398	30
Delvist enig	594	44
Hverken enig eller uenig	271	20
Delvist uenig	69	5
Helt uenig	6	0
Total	1338	-



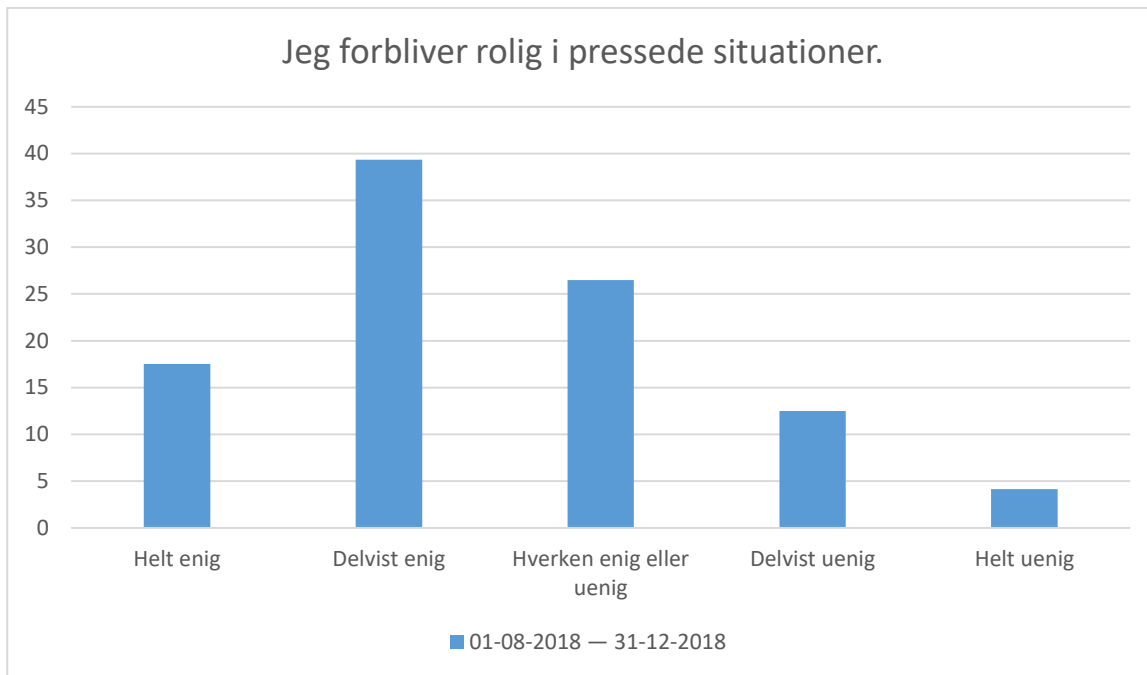
01-08-2018 — 31-12-2018; Gennemsnit: 3,4, spredning: 1,1

Svarmulighed	01-08-2018 — 31-12-2018: Antal		01-08-2018 — 31-12-2018: Andel (%)	
Helt enig		231		17
Delvist enig		444		33
Hverken enig eller uenig		329		25
Delvist uenig		259		19
Helt uenig		73		5
Total		1336		-



01-08-2018 — 31-12-2018; Gennemsnit: 3,6, spredning: 0,9

Svarmulighed	01-08-2018 — 31-12-2018: Antal		01-08-2018 — 31-12-2018: Andel (%)	
Helt enig		177		13
Delvist enig		650		49
Hverken enig eller uenig		334		25
Delvist uenig		145		11
Helt uenig		33		2
Total		1339		-



01-08-2018 — 31-12-2018; Gennemsnit: 3,5, spredning: 1

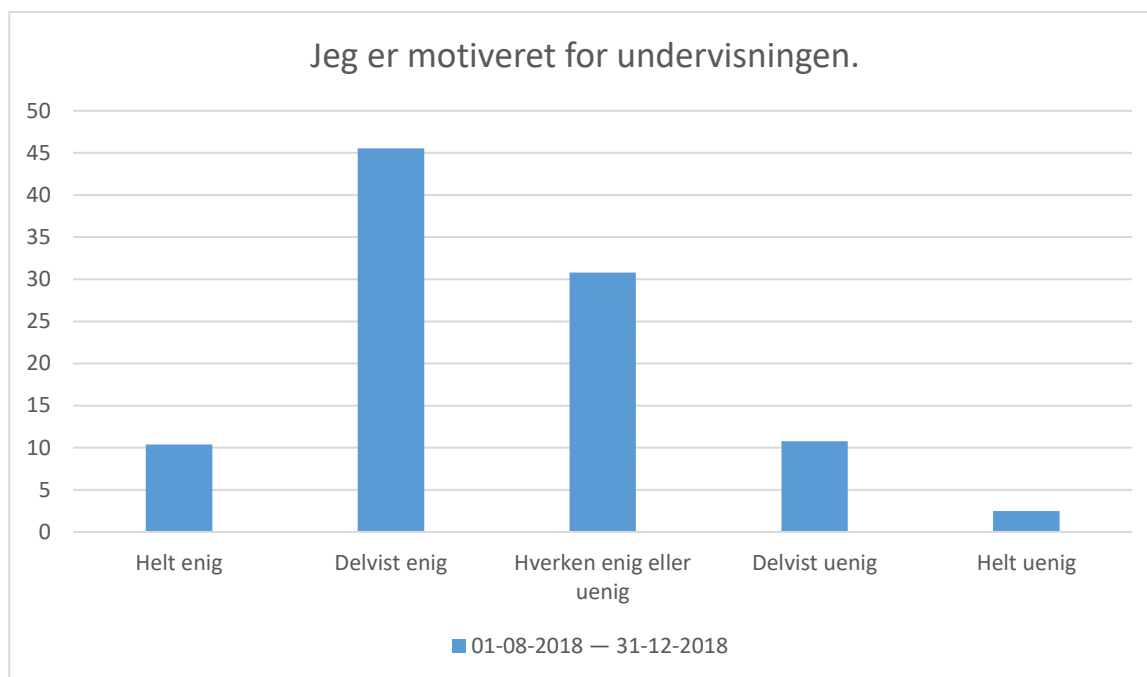
Svarmulighed	01-08-2018 — 31-12-2018: Antal	01-08-2018 — 31-12-2018: Andel (%)
Helt enig	233	18
Deltvist enig	523	39
Hverken enig eller uenig	352	26
Deltvist uenig	166	12
Helt uenig	55	4
Total	1329	-





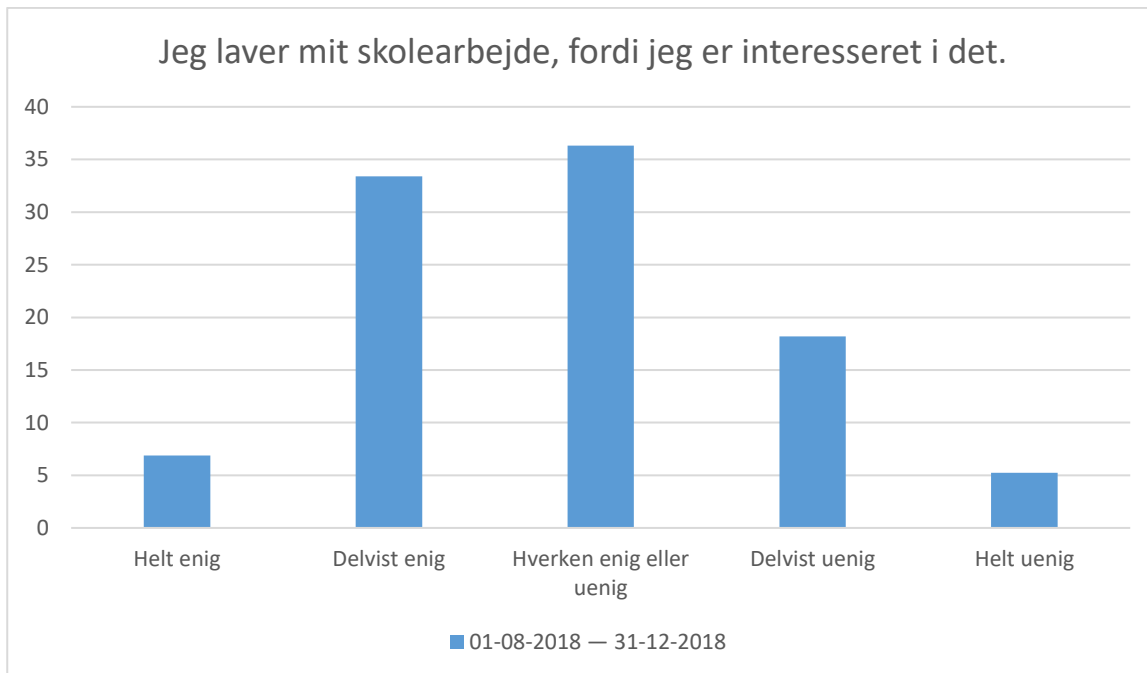
01-08-2018 — 31-12-2018; Gennemsnit: 4,2, spredning: 0,8

Svarmulighed	01-08-2018 — 31-12-2018: Antal		01-08-2018 — 31-12-2018: Andel (%)	
Helt enig	494	37	494	37
Delvist enig	601	45	601	45
Hverken enig eller uenig	213	16	213	16
Delvist uenig	23	2	23	2
Helt uenig	5	0	5	0
Total	1336	-	1336	-



01-08-2018 — 31-12-2018; Gennemsnit: 3,5, spredning: 0,9

Svarmulighed	01-08-2018 — 31-12-2018: Antal		01-08-2018 — 31-12-2018: Andel (%)	
Helt enig		139		10
Delvist enig		609		46
Hverken enig eller uenig		412		31
Delvist uenig		144		11
Helt uenig		33		2
Total		1337		-



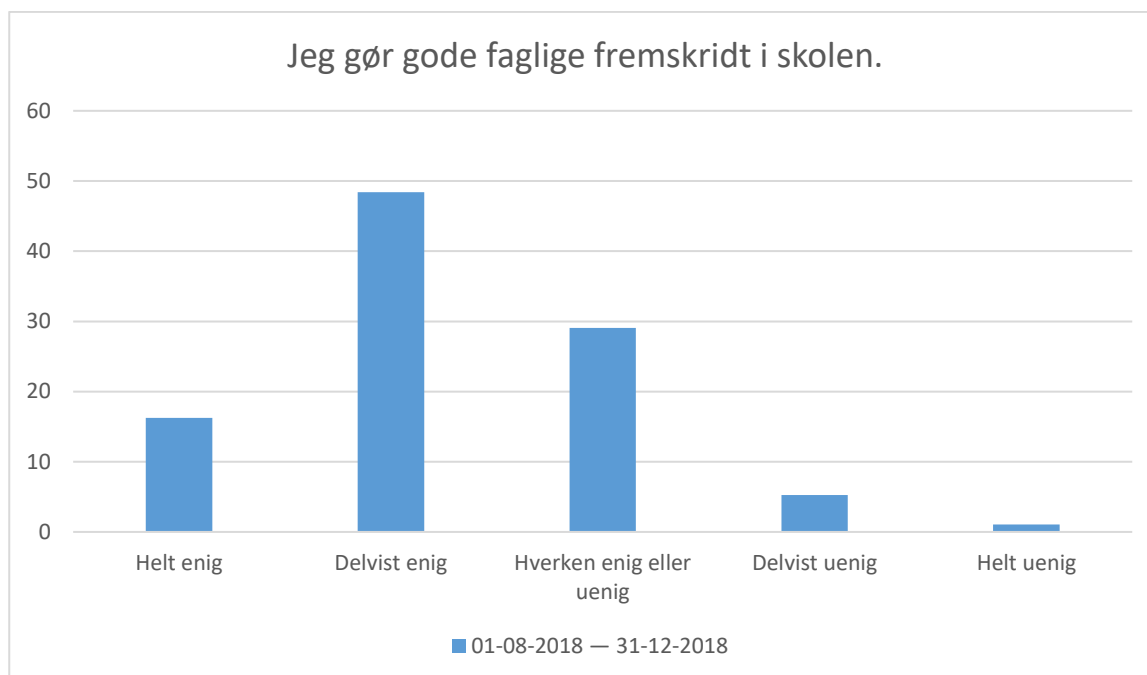
01-08-2018 — 31-12-2018; Gennemsnit: 3,2, spredning: 1

Svarmulighed	01-08-2018 — 31-12-2018: Antal	01-08-2018 — 31-12-2018: Andel (%)
Helt enig	92	7
Delvist enig	446	33
Hverken enig eller uenig	485	36
Delvist uenig	243	18
Helt uenig	70	5
Total	1336	-



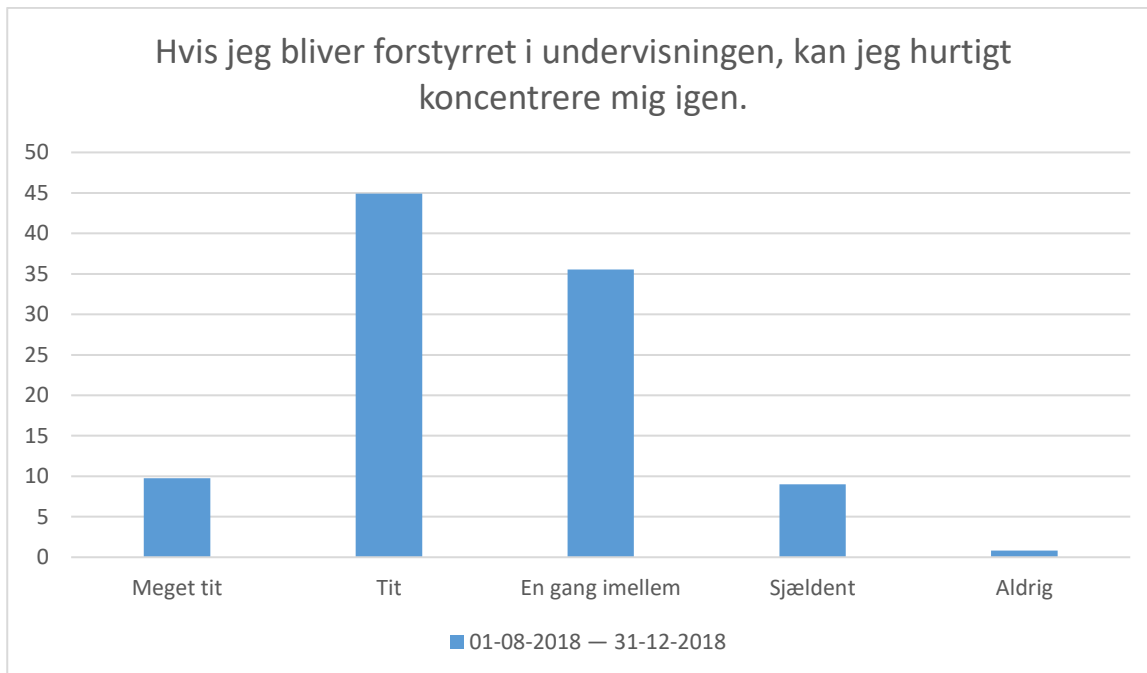
01-08-2018 — 31-12-2018; Gennemsnit: 3,7, spredning: 1,1

Svarmulighed	01-08-2018 — 31-12-2018: Antal		01-08-2018 — 31-12-2018: Andel (%)	
Helt enig		374		28
Delvist enig		429		32
Hverken enig eller uenig		297		22
Delvist uenig		171		13
Helt uenig		62		5
Total		1333		-



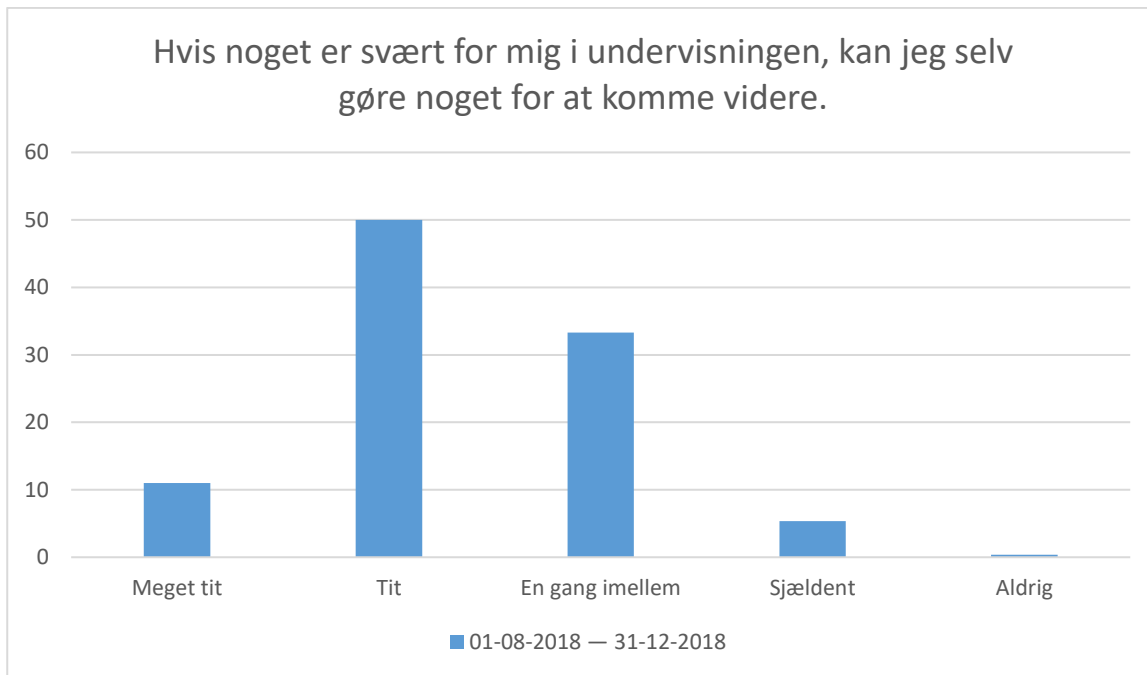
01-08-2018 — 31-12-2018; Gennemsnit: 3,7, spredning: 0,8

Svarmulighed	01-08-2018 — 31-12-2018: Antal		01-08-2018 — 31-12-2018: Andel (%)	
Helt enig		214		16
Delvist enig		638		48
Hverken enig eller uenig		383		29
Delvist uenig		69		5
Helt uenig		14		1
Total		1318		-



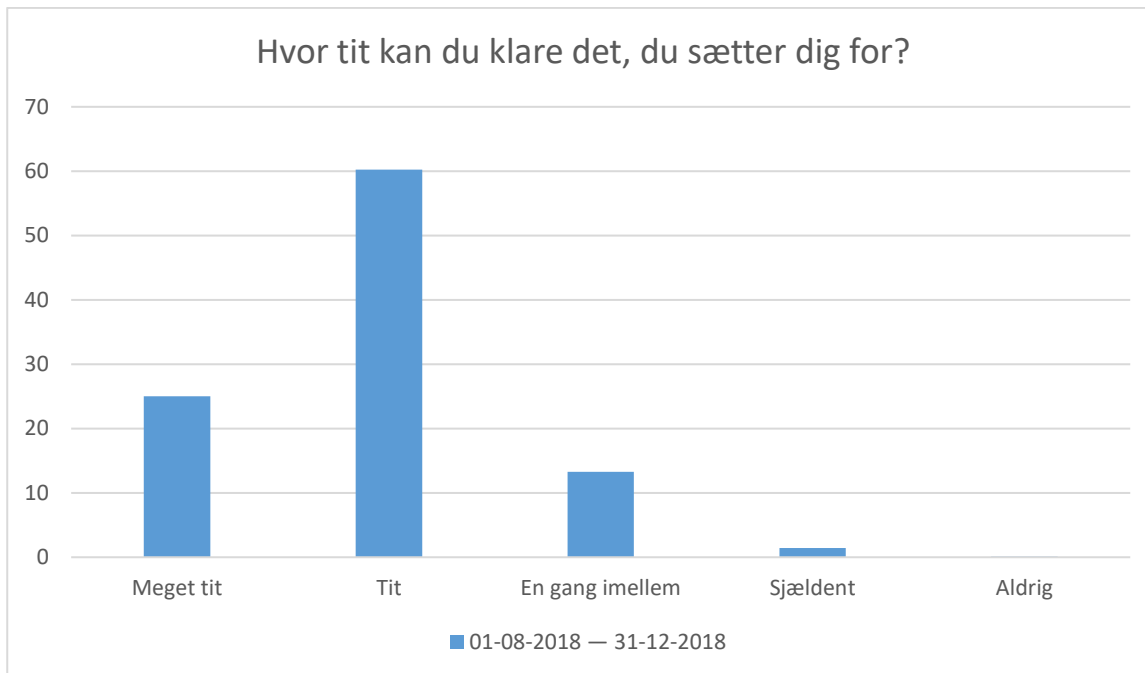
01-08-2018 — 31-12-2018; Gennemsnit: 3,5, spredning: 0,8

Svarmulighed	01-08-2018 — 31-12-2018: Antal	01-08-2018 — 31-12-2018: Andel (%)
Meget tit	130	10
Tit	599	45
En gang imellem	474	36
Sjældent	120	9
Aldrig	11	1
Total	1334	-



01-08-2018 — 31-12-2018; Gennemsnit: 3,7, spredning: 0,8

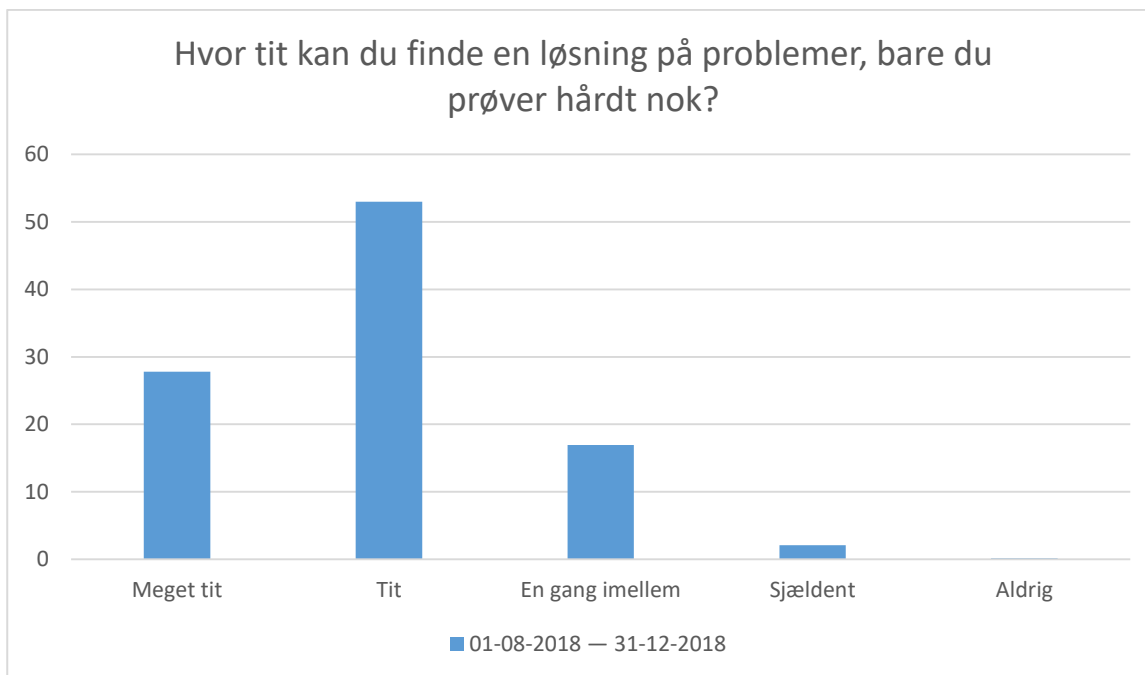
Svarmulighed	01-08-2018 — 31-12-2018: Antal	01-08-2018 — 31-12-2018: Andel (%)
Meget tit	146	11
Tit	665	50
En gang imellem	443	33
Sjældent	71	5
Aldrig	5	0
Total	1330	-



01-08-2018 — 31-12-2018; Gennemsnit: 4,1, spredning: 0,7

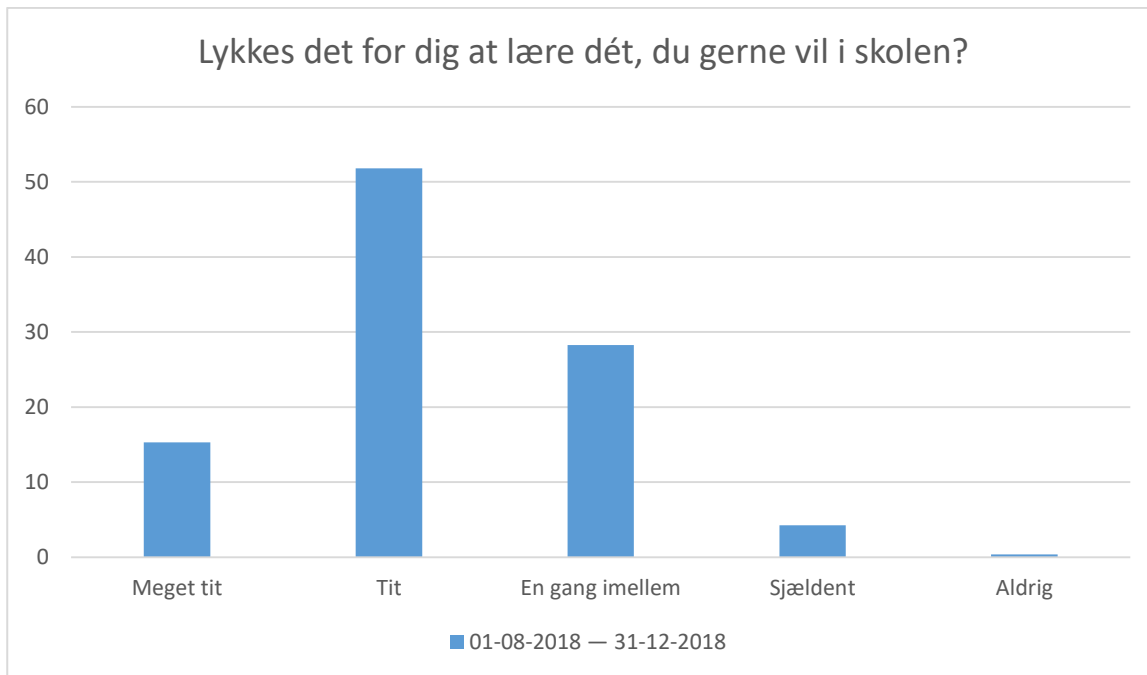
Svarmulighed	01-08-2018 — 31-12-2018: Antal		01-08-2018 — 31-12-2018: Andel (%)	
Meget tit		334		25
Tit		804		60
En gang imellem		177		13
Sjældent		19		1
Aldrig		1		0
Total		1335		-





01-08-2018 — 31-12-2018; Gennemsnit: 4,1, spredning: 0,7

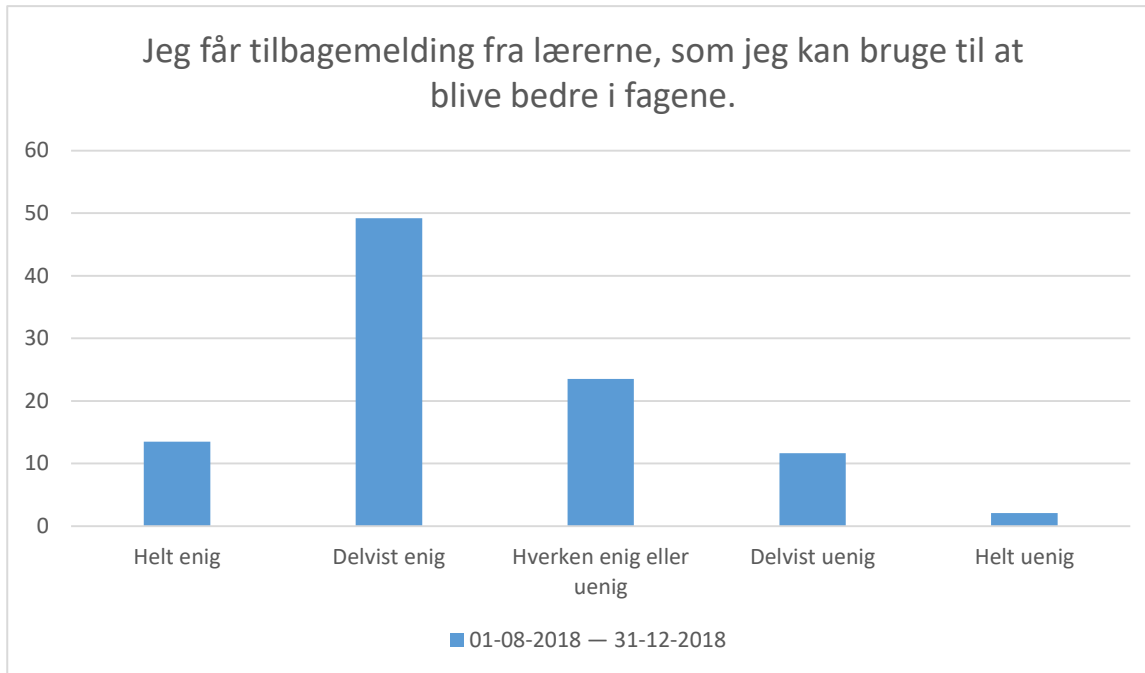
Svarmulighed	01-08-2018 — 31-12-2018: Antal	01-08-2018 — 31-12-2018: Andel (%)
Meget tit	371	28
Tit	707	53
En gang imellem	226	17
Sjældent	28	2
Aldrig	2	0
Total	1334	-



01-08-2018 — 31-12-2018; Gennemsnit: 3,8, spredning: 0,8

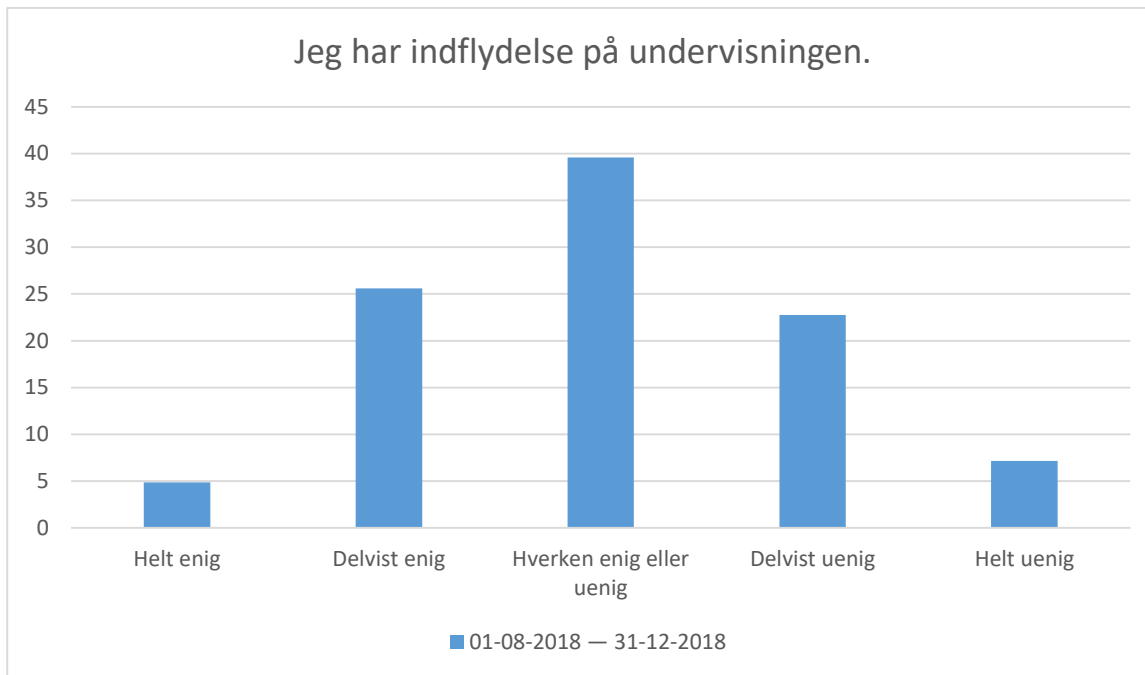
Svarmulighed	01-08-2018 — 31-12-2018: Antal		01-08-2018 — 31-12-2018: Andel (%)	
Meget tit	201		15	
Tit	680		52	
En gang imellem	371		28	
Sjældent	56		4	
Aldrig	5		0	
Total	1313		-	

## Afsnit D



01-08-2018 — 31-12-2018; Gennemsnit: 3,6, spredning: 0,9

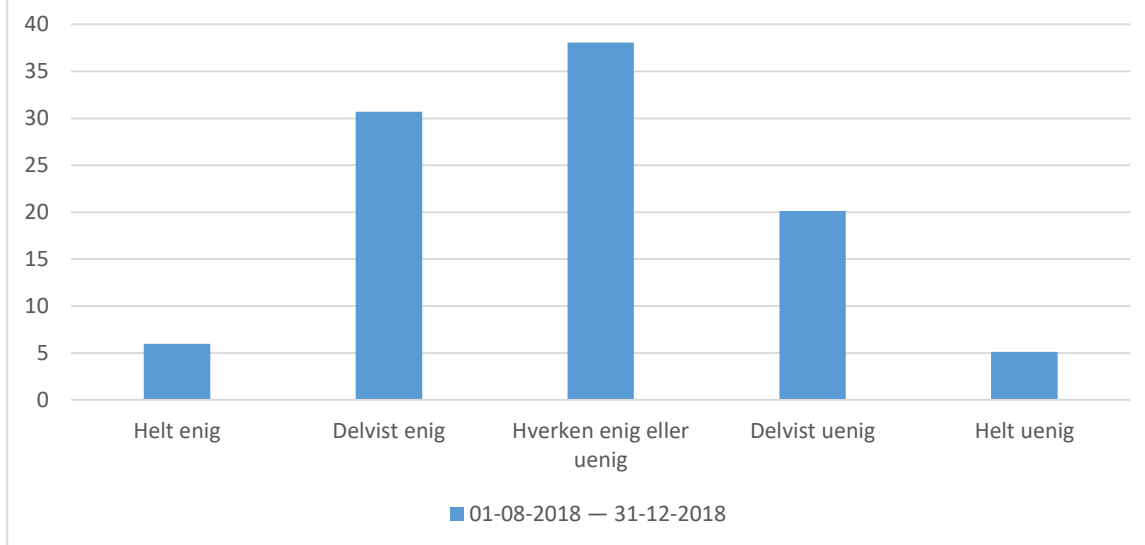
Svarmulighed	01-08-2018 — 31-12-2018: Antal	01-08-2018 — 31-12-2018: Andel (%)
Helt enig	180	14
Delvist enig	655	49
Hverken enig eller uenig	313	24
Delvist uenig	155	12
Helt uenig	28	2
Total	1331	-



01-08-2018 — 31-12-2018; Gennemsnit: 3, spredning: 1

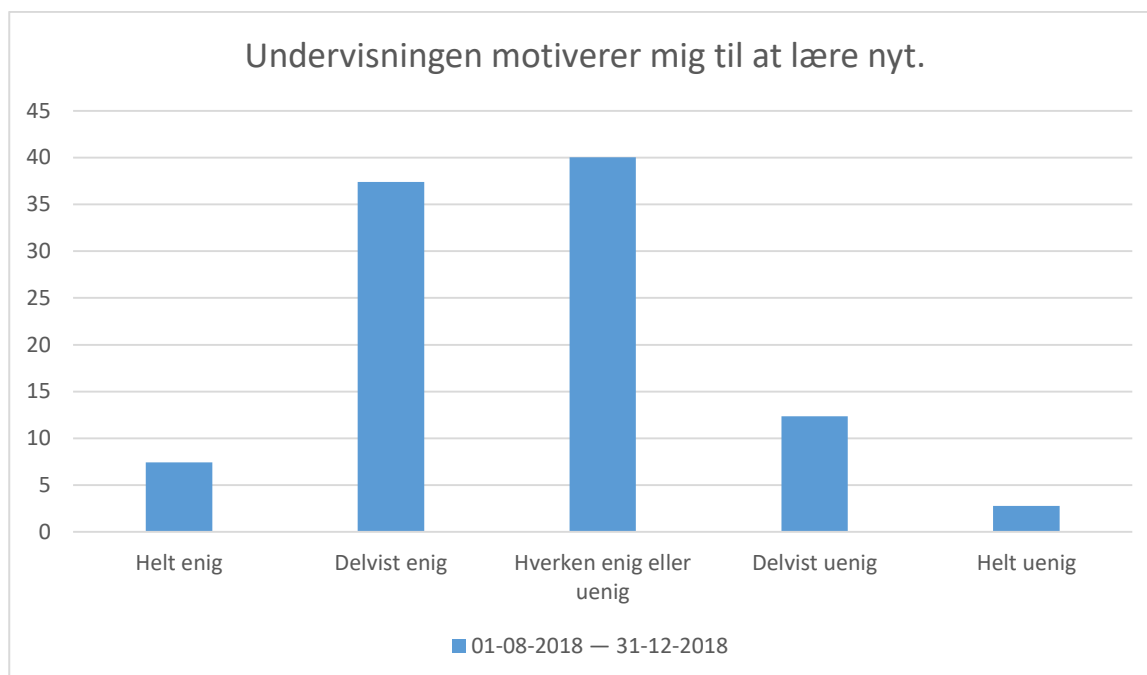
Svarmulighed	01-08-2018 — 31-12-2018: Antal	01-08-2018 — 31-12-2018: Andel (%)
Helt enig	64	5
Delvist enig	336	26
Hverken enig eller uenig	520	40
Delvist uenig	299	23
Helt uenig	94	7
Total	1313	-

Lærerne sørger for, at elevernes ideer bliver brugt i undervisningen.



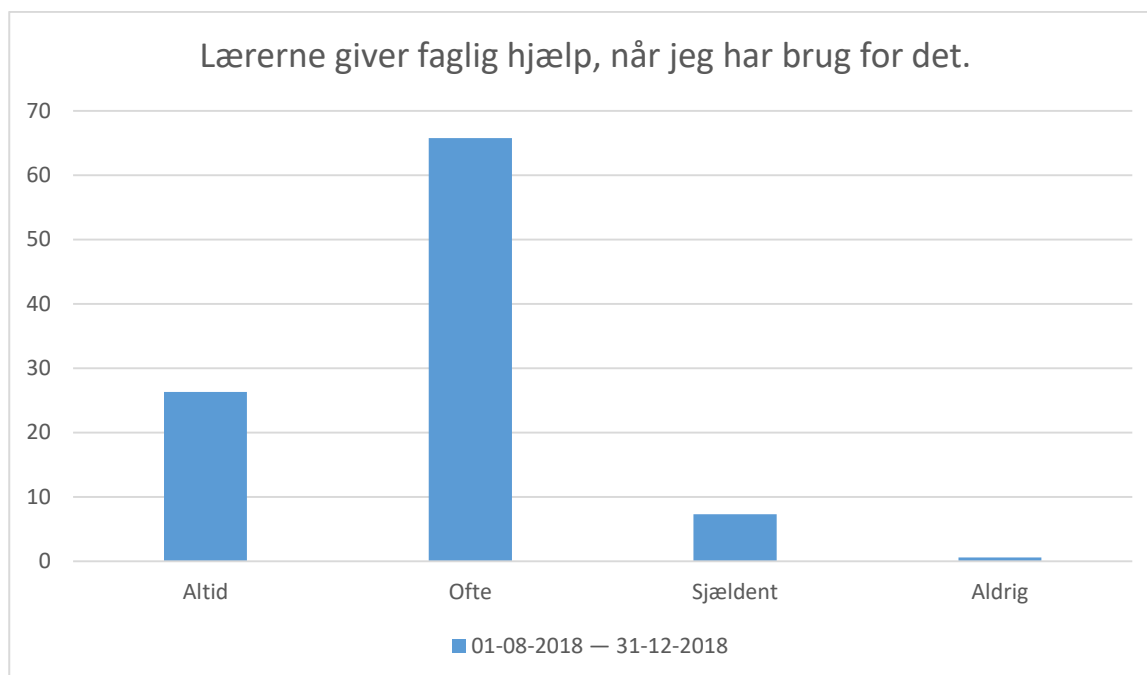
01-08-2018 — 31-12-2018; Gennemsnit: 3,1, spredning: 1

Svarmulighed	01-08-2018 — 31-12-2018: Antal	01-08-2018 — 31-12-2018: Andel (%)
Helt enig	78	6
Delvist enig	401	31
Hverken enig eller uenig	497	38
Delvist uenig	263	20
Helt uenig	67	5
Total	1306	-



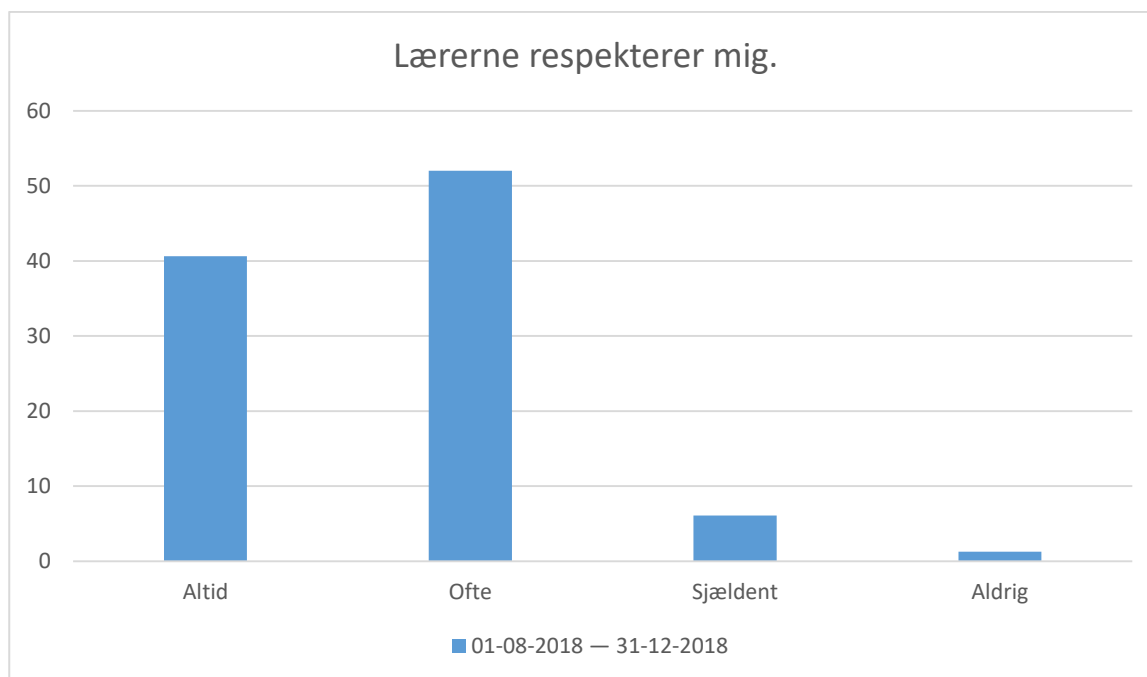
01-08-2018 — 31-12-2018; Gennemsnit: 3,3, spredning: 0,9

Svarmulighed	01-08-2018 — 31-12-2018: Antal	01-08-2018 — 31-12-2018: Andel (%)
Helt enig	99	7
Delvist enig	499	37
Hverken enig eller uenig	534	40
Delvist uenig	165	12
Helt uenig	37	3
Total	1334	-



01-08-2018 — 31-12-2018; Gennemsnit: 3,2, spredning: 0,6

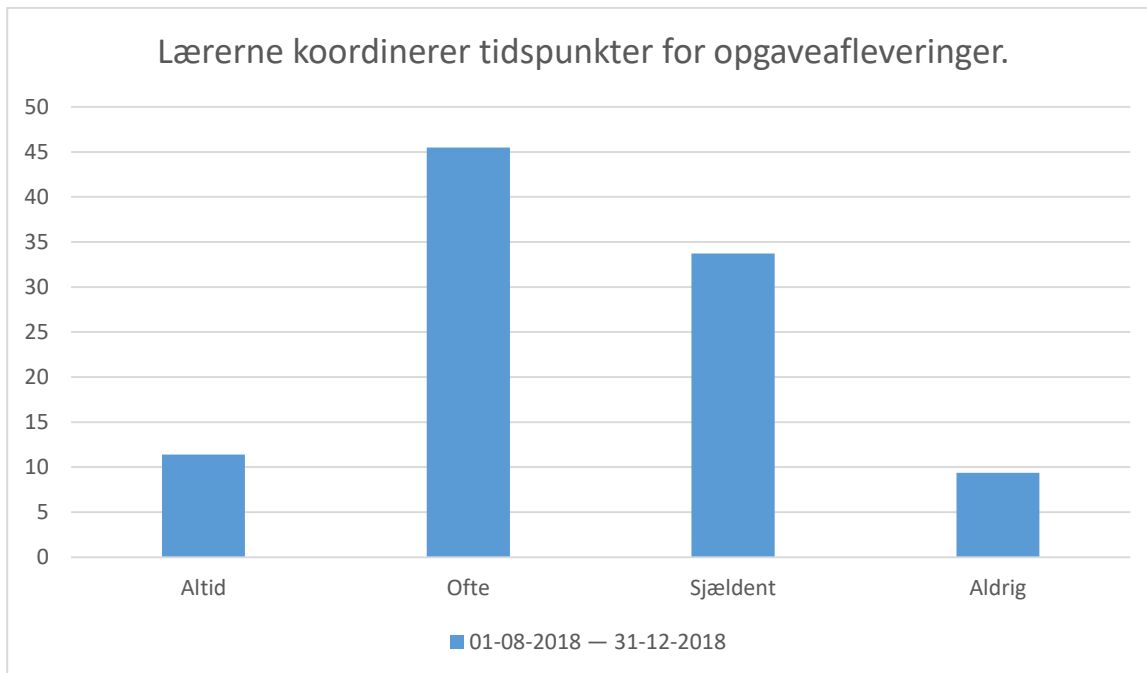
Svarmulighed	01-08-2018 — 31-12-2018: Antal	01-08-2018 — 31-12-2018: Andel (%)
Altid	349	26
Ofte	873	66
Sjældent	97	7
Aldrig	8	1
Total	1327	-



01-08-2018 — 31-12-2018; Gennemsnit: 3,3, spredning: 0,6

Svarmulighed	01-08-2018 — 31-12-2018: Antal	01-08-2018 — 31-12-2018: Andel (%)
Altid	520	41
Ofte	666	52
Sjældent	78	6
Aldrig	16	1
Total	1280	-

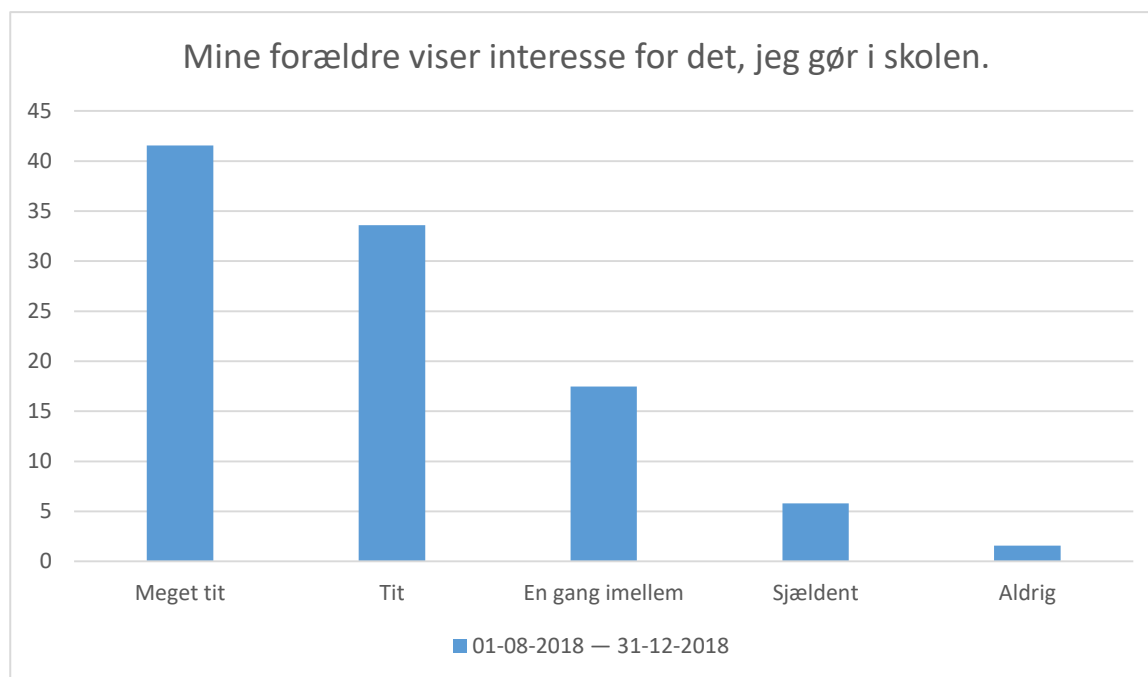




01-08-2018 — 31-12-2018; Gennemsnit: 2,6, spredning: 0,8

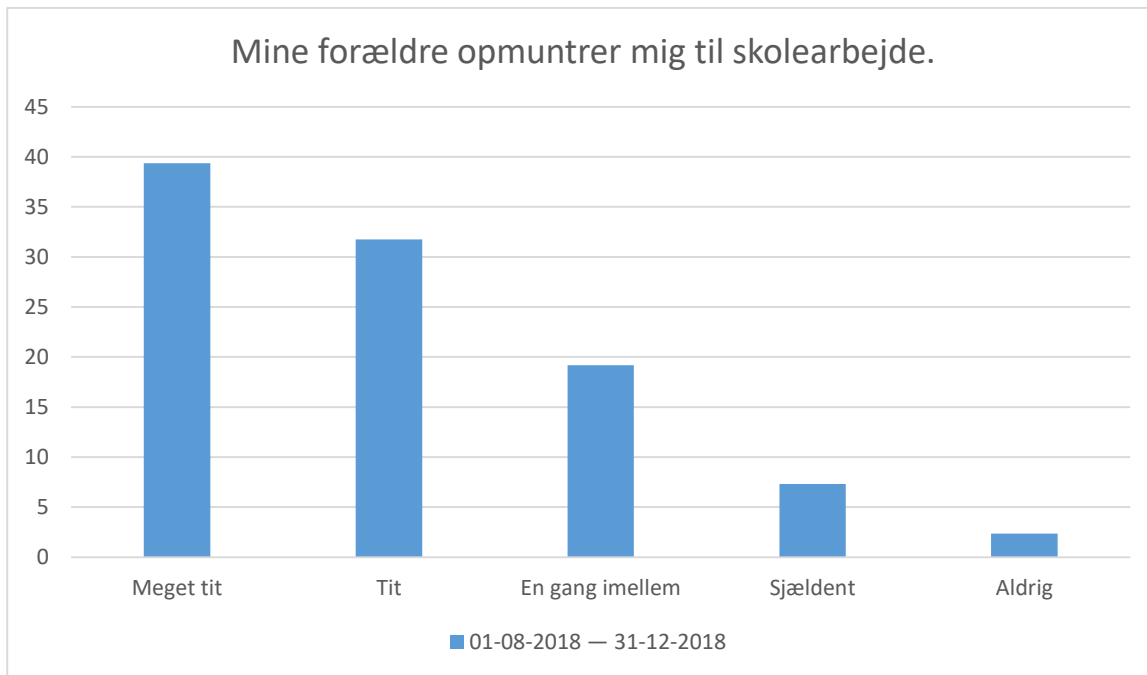
Svarmulighed	01-08-2018 — 31-12-2018: Antal	01-08-2018 — 31-12-2018: Andel (%)
Altid	148	11
Ofte	591	45
Sjældent	438	34
Aldrig	122	9
Total	1299	-

## Afsnit E



01-08-2018 — 31-12-2018; Gennemsnit: 4,1, spredning: 1

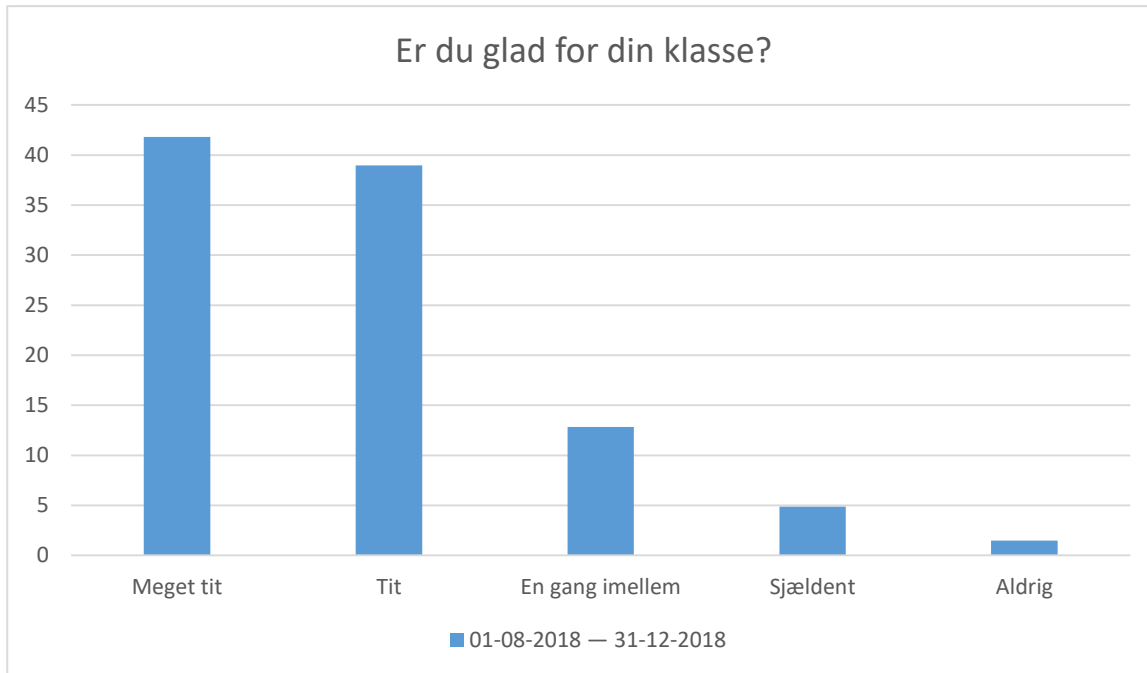
Svarmulighed	01-08-2018 — 31-12-2018: Antal	01-08-2018 — 31-12-2018: Andel (%)
Meget tit	552	42
Tit	446	34
En gang imellem	232	17
Sjældent	77	6
Aldrig	21	2
Total	1328	-



01-08-2018 — 31-12-2018; Gennemsnit: 4, spredning: 1

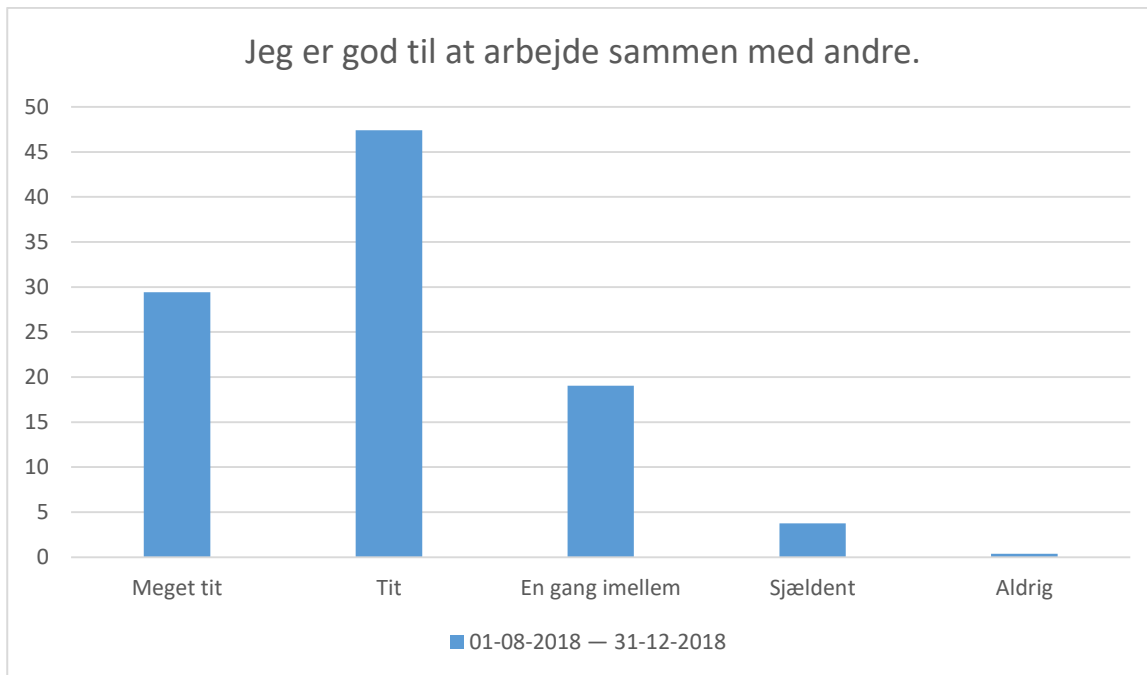
Svarmulighed	01-08-2018 — 31-12-2018: Antal	01-08-2018 — 31-12-2018: Andel (%)
Meget tit	517	39
Tit	417	32
En gang imellem	252	19
Sjældent	96	7
Aldrig	31	2
Total	1313	-

## Afsnit F



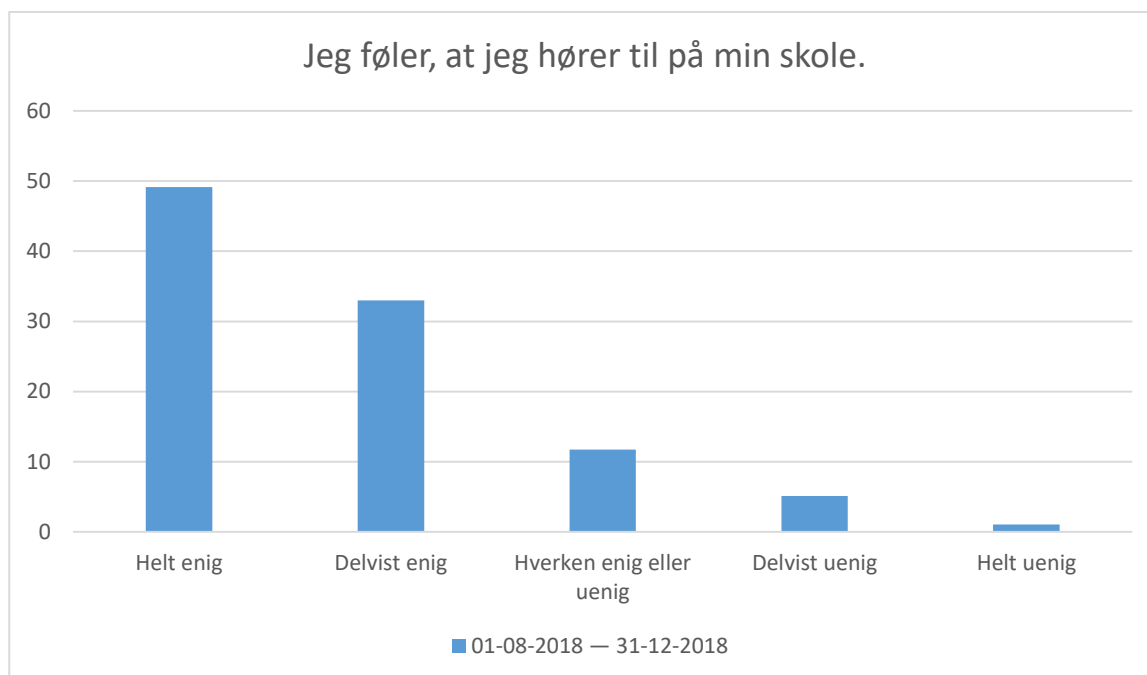
01-08-2018 — 31-12-2018; Gennemsnit: 4,1, spredning: 0,9

Svarmulighed	01-08-2018 — 31-12-2018: Antal	01-08-2018 — 31-12-2018: Andel (%)
Meget tit	557	42
Tit	519	39
En gang imellem	171	13
Sjældent	65	5
Aldrig	20	2
Total	1332	-



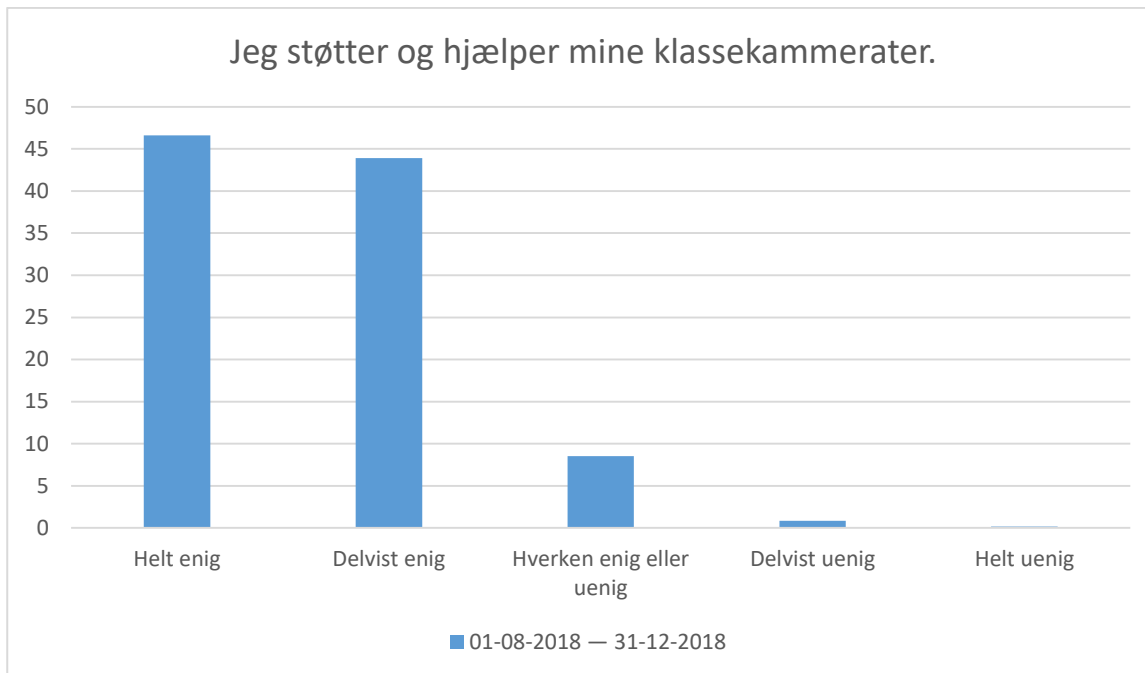
01-08-2018 — 31-12-2018; Gennemsnit: 4, spredning: 0,8

Svarmulighed	01-08-2018 — 31-12-2018: Antal	01-08-2018 — 31-12-2018: Andel (%)
Meget tit	392	29
Tit	632	47
En gang imellem	254	19
Sjældent	50	4
Aldrig	5	0
Total	1333	-



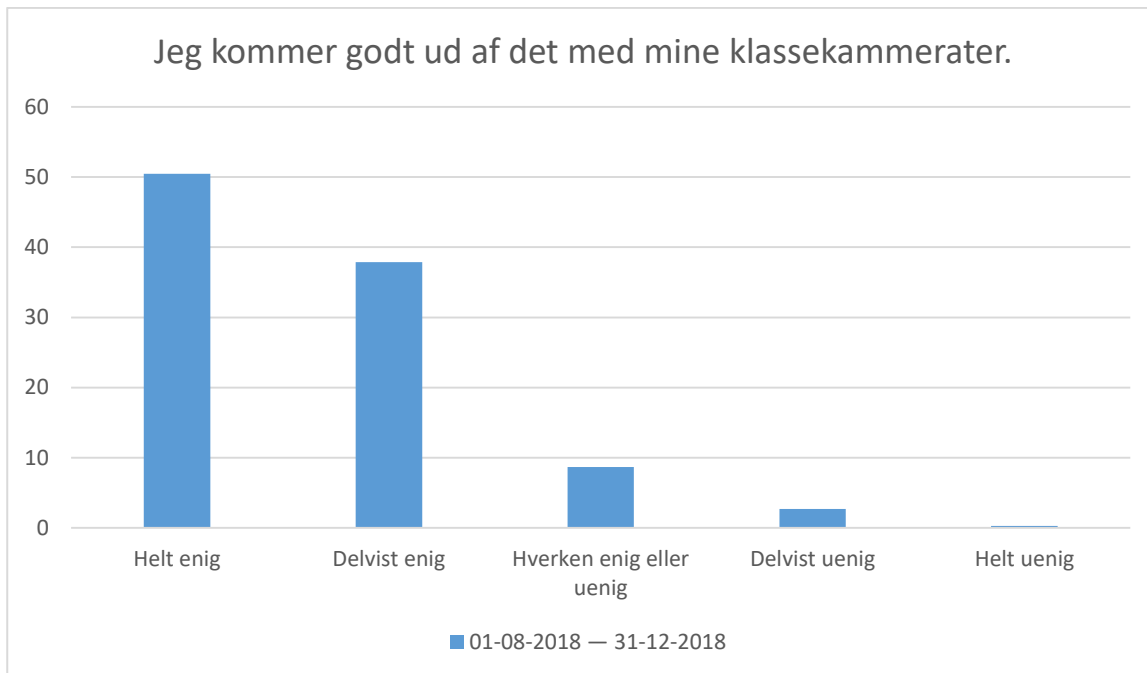
01-08-2018 — 31-12-2018; Gennemsnit: 4,2, spredning: 0,9

Svarmulighed	01-08-2018 — 31-12-2018: Antal		01-08-2018 — 31-12-2018: Andel (%)	
Helt enig	654		49	
Delvist enig	439		33	
Hverken enig eller uenig	156		12	
Delvist uenig	68		5	
Helt uenig	14		1	
Total	1331		-	



01-08-2018 — 31-12-2018; Gennemsnit: 4,4, spredning: 0,7

Svarmulighed	01-08-2018 — 31-12-2018: Antal		01-08-2018 — 31-12-2018: Andel (%)	
Helt enig	619		47	
Delvist enig	583		44	
Hverken enig eller uenig	113		9	
Delvist uenig	11		1	
Helt uenig	2		0	
Total	1328		-	

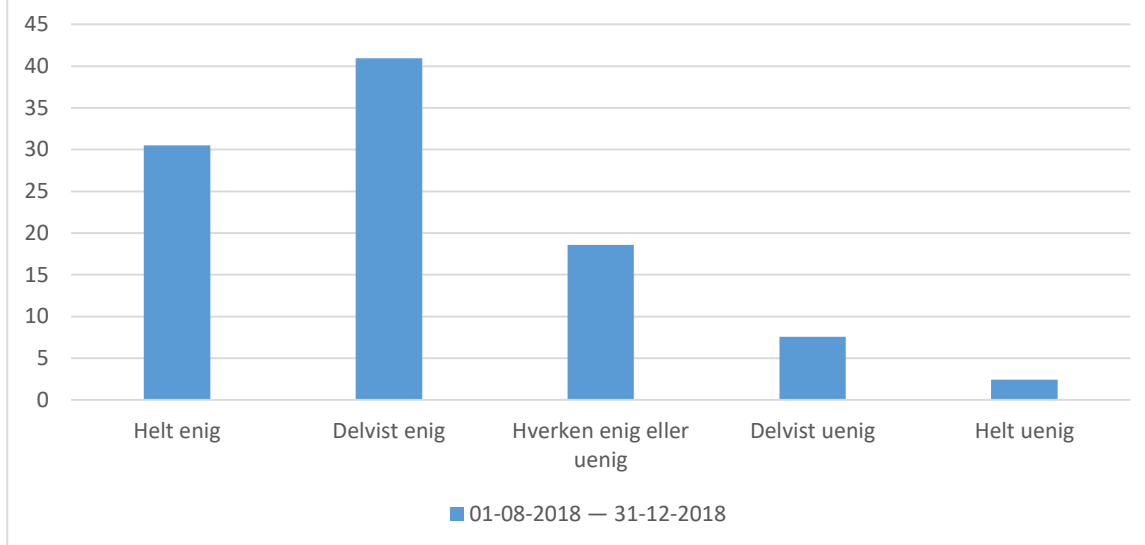


01-08-2018 — 31-12-2018; Gennemsnit: 4,4, spredning: 0,8

Svarmulighed	01-08-2018 — 31-12-2018: Antal	01-08-2018 — 31-12-2018: Andel (%)
Helt enig	673	50
Delvist enig	505	38
Hverken enig eller uenig	116	9
Delvist uenig	36	3
Helt uenig	4	0
Total	1334	-

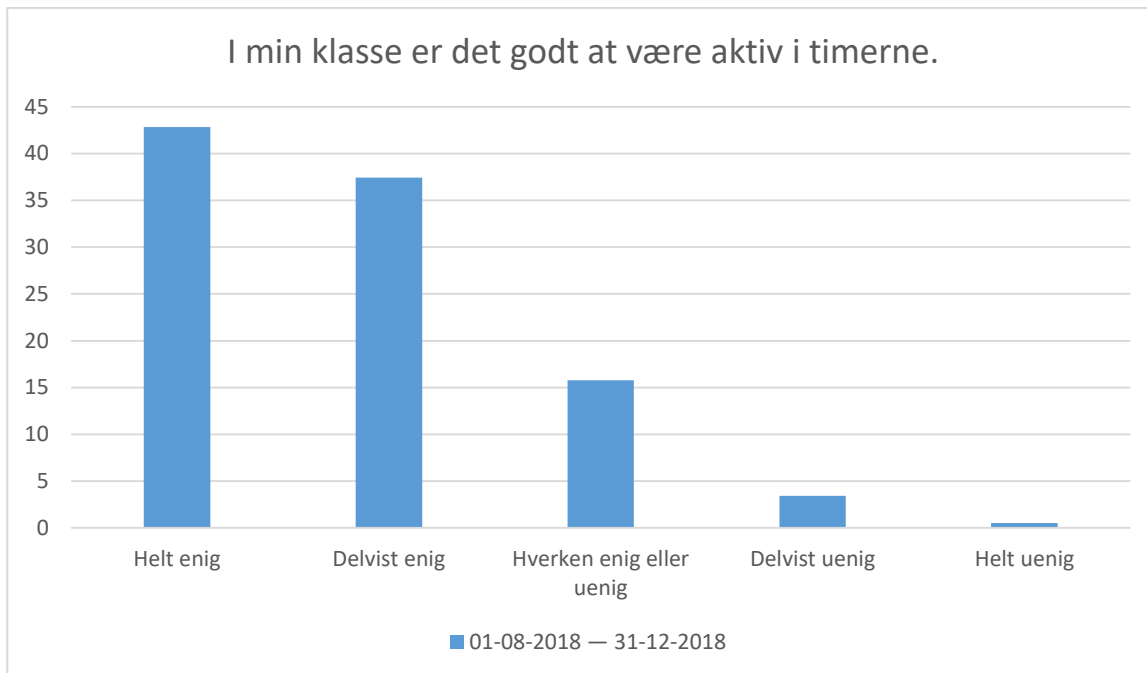


Stemningen i min klasse er præget af forståelse og respekt for hinanden.



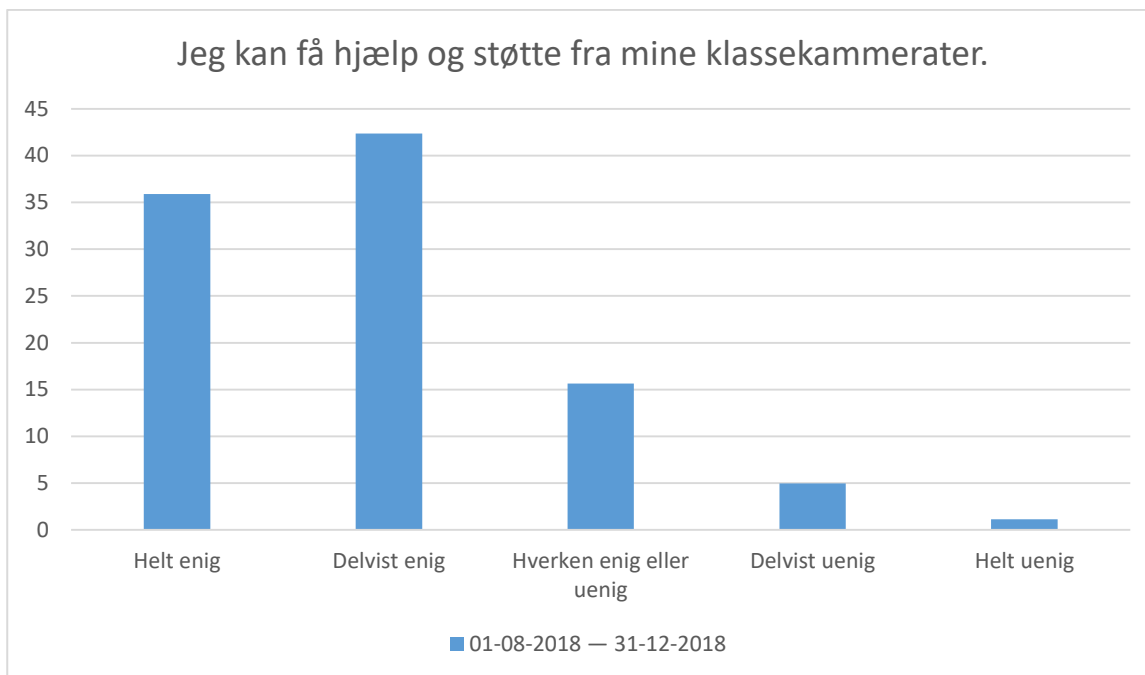
01-08-2018 — 31-12-2018; Gennemsnit: 3,9, spredning: 1

Svarmulighed	01-08-2018 — 31-12-2018: Antal	01-08-2018 — 31-12-2018: Andel (%)
Helt enig	404	31
Delvist enig	542	41
Hverken enig eller uenig	246	19
Delvist uenig	100	8
Helt uenig	32	2
Total	1324	-



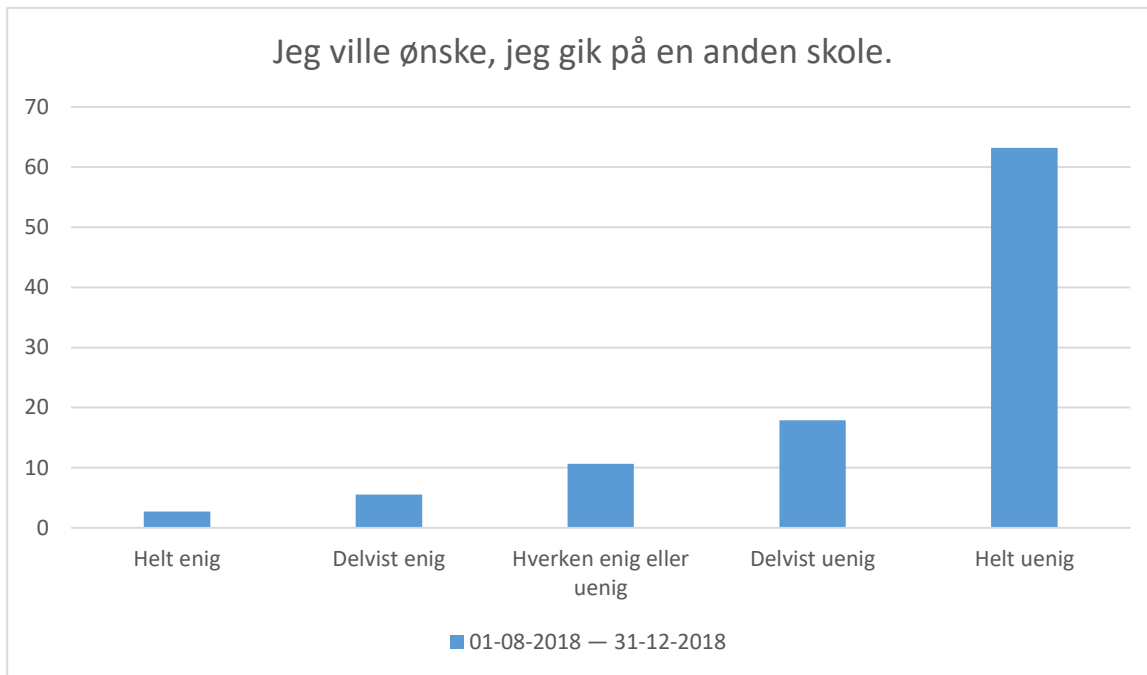
01-08-2018 — 31-12-2018; Gennemsnit: 4,2, spredning: 0,9

Svarmulighed	01-08-2018 — 31-12-2018: Antal	01-08-2018 — 31-12-2018: Andel (%)
Helt enig	564	43
Delvist enig	493	37
Hverken enig eller uenig	208	16
Delvist uenig	45	3
Helt uenig	7	1
Total	1317	-



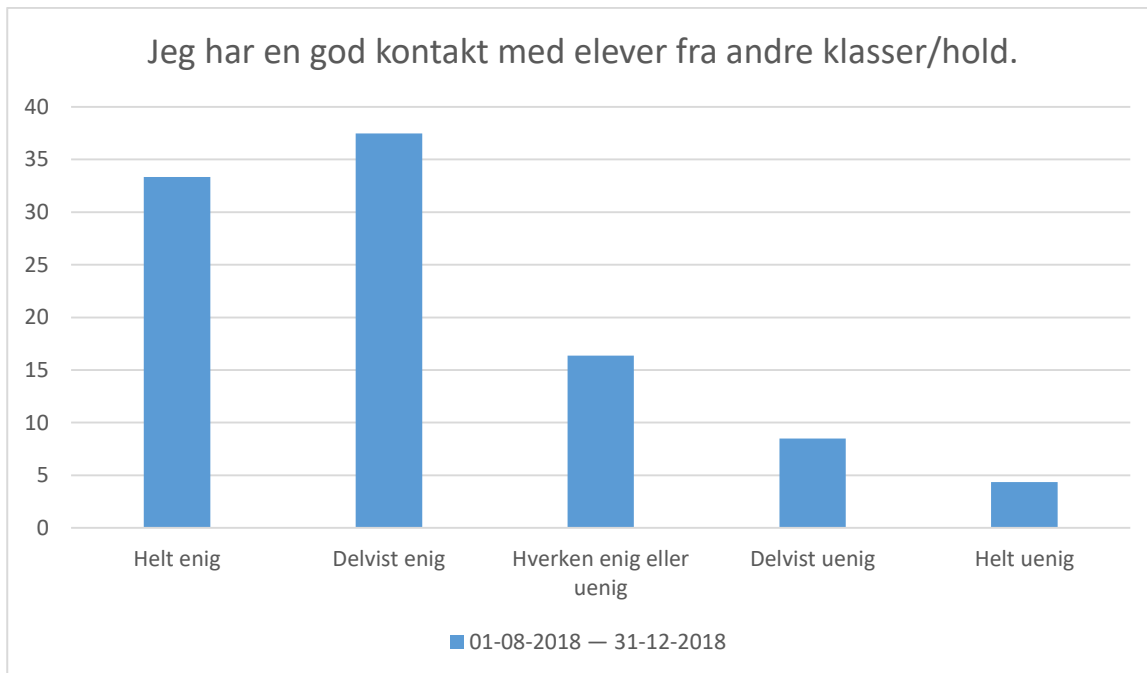
01-08-2018 — 31-12-2018; Gennemsnit: 4,1, spredning: 0,9

Svarmulighed	01-08-2018 — 31-12-2018: Antal	01-08-2018 — 31-12-2018: Andel (%)
Helt enig	477	36
Delvist enig	563	42
Hverken enig eller uenig	208	16
Delvist uenig	66	5
Helt uenig	15	1
Total	1329	-



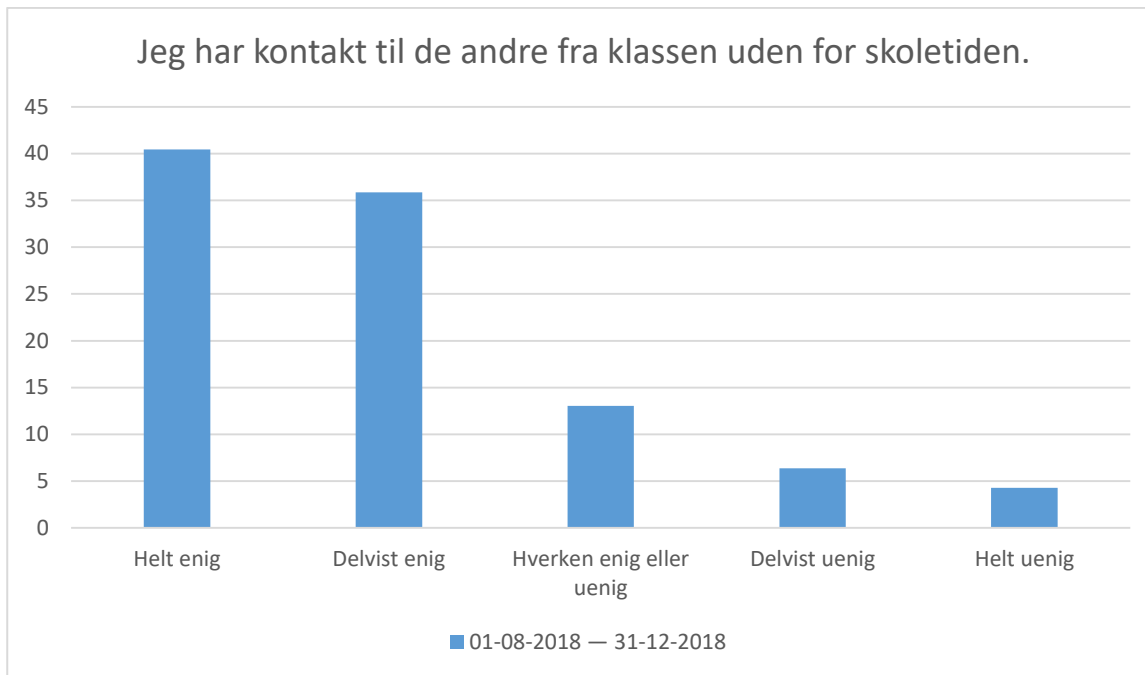
01-08-2018 — 31-12-2018; Gennemsnit: 1,7, spredning: 1

Svarmulighed	01-08-2018 — 31-12-2018: Antal		01-08-2018 — 31-12-2018: Andel (%)	
Helt enig		36		3
Delvist enig		73		6
Hverken enig eller uenig		140		11
Delvist uenig		235		18
Helt uenig		831		63
Total		1315		-



01-08-2018 — 31-12-2018; Gennemsnit: 3,9, spredning: 1,1

Svarmulighed	01-08-2018 — 31-12-2018: Antal	01-08-2018 — 31-12-2018: Andel (%)
Helt enig	444	33
Delvist enig	499	37
Hverken enig eller uenig	218	16
Delvist uenig	113	8
Helt uenig	58	4
Total	1332	-



01-08-2018 — 31-12-2018; Gennemsnit: 4, spredning: 1,1

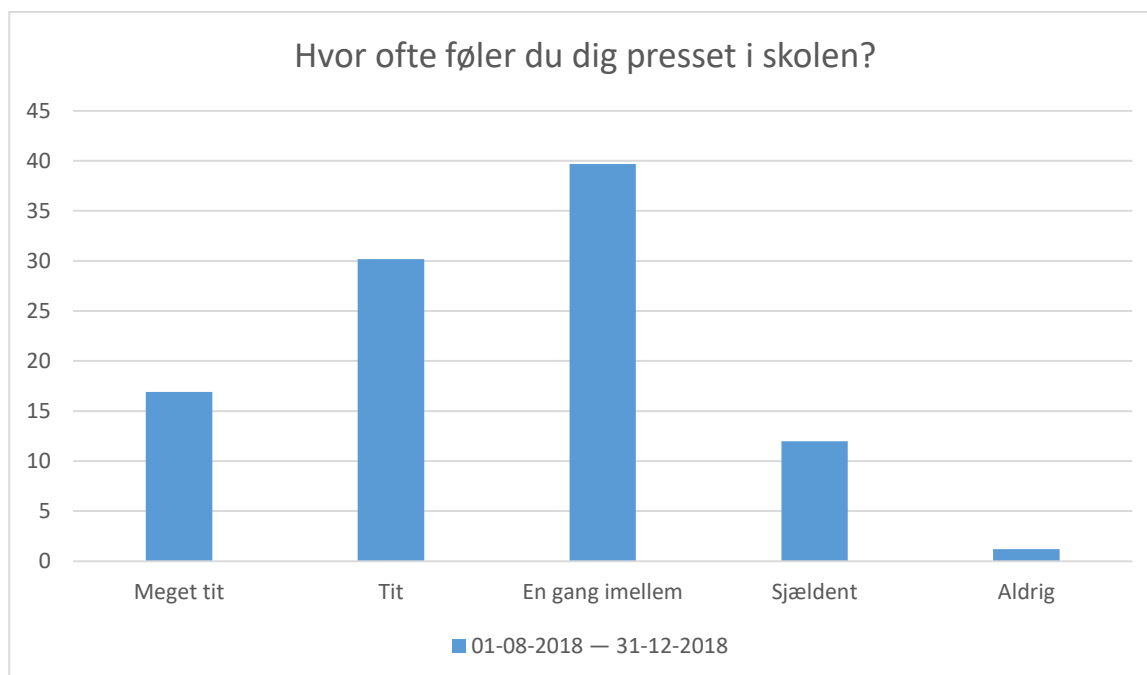
Svarmulighed	01-08-2018 — 31-12-2018: Antal	01-08-2018 — 31-12-2018: Andel (%)
Helt enig	539	40
Delvist enig	478	36
Hverken enig eller uenig	174	13
Delvist uenig	85	6
Helt uenig	57	4
Total	1333	-

## Afsnit G



01-08-2018 — 31-12-2018; Gennemsnit: 1,7, spredning: 1

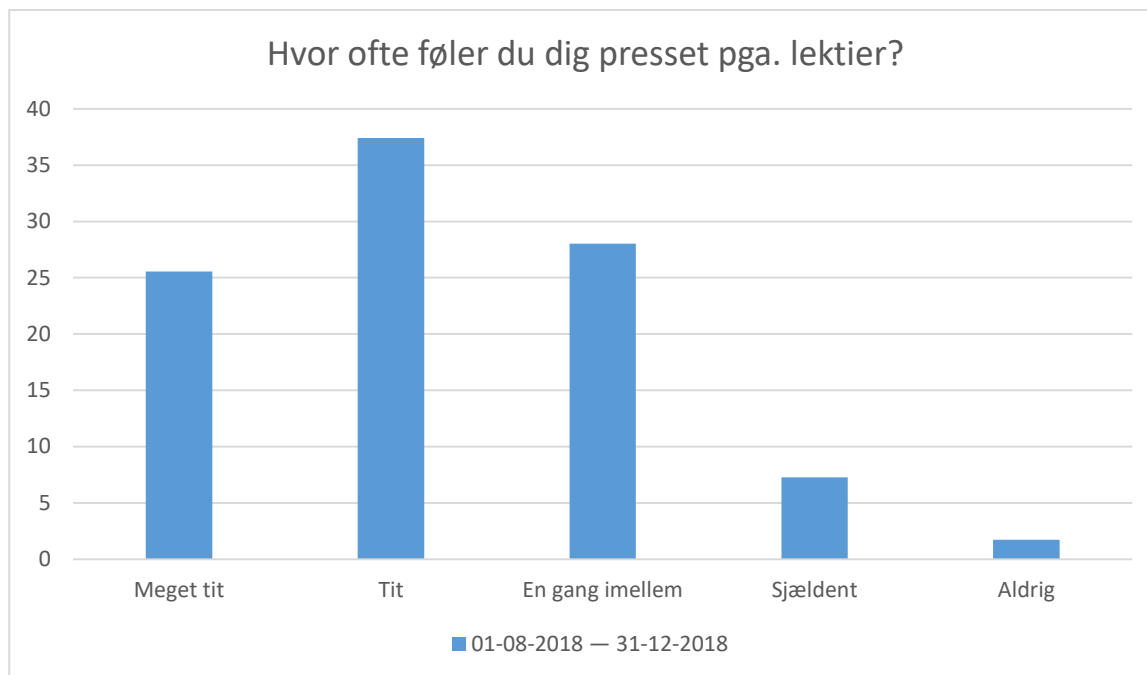
Svarmulighed	01-08-2018 — 31-12-2018: Antal		01-08-2018 — 31-12-2018: Andel (%)	
Helt enig		20		2
Delvist enig		78		6
Hverken enig eller uenig		170		13
Delvist uenig		305		23
Helt uenig		750		57
Total		1323		-



01-08-2018 — 31-12-2018; Gennemsnit: 3,5, spredning: 0,9

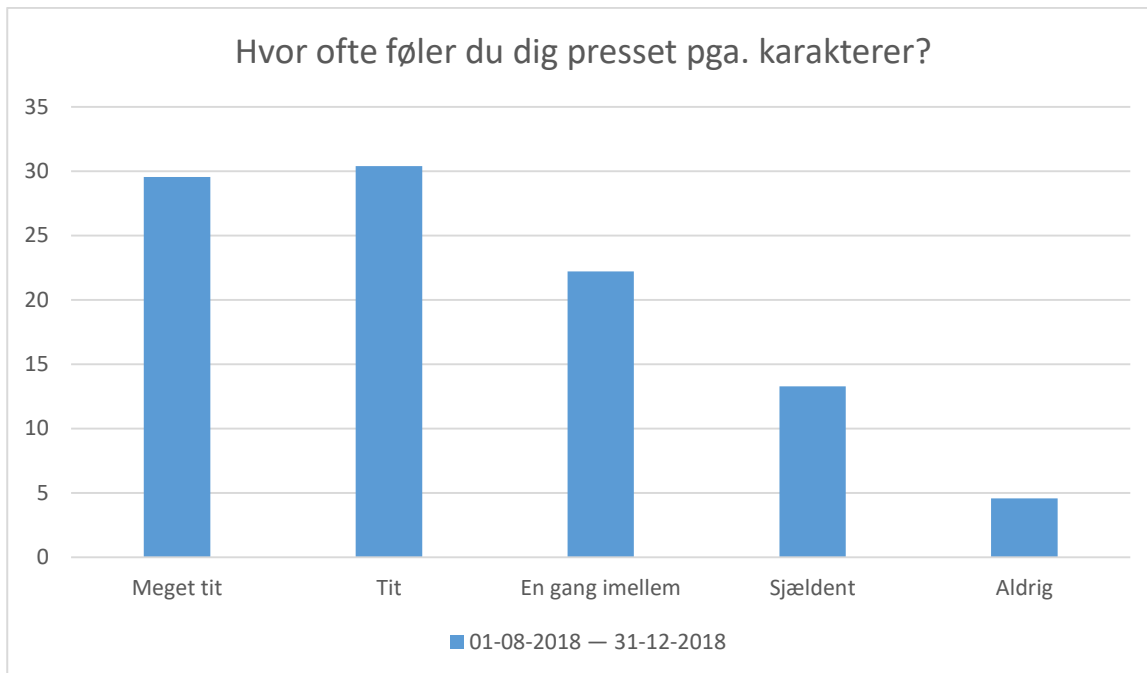
Svarmulighed	01-08-2018 — 31-12-2018: Antal	01-08-2018 — 31-12-2018: Andel (%)
Meget tit	226	17
Tit	403	30
En gang imellem	530	40
Sjældent	160	12
Aldrig	16	1
Total	1335	-





01-08-2018 — 31-12-2018; Gennemsnit: 3,8, spredning: 1

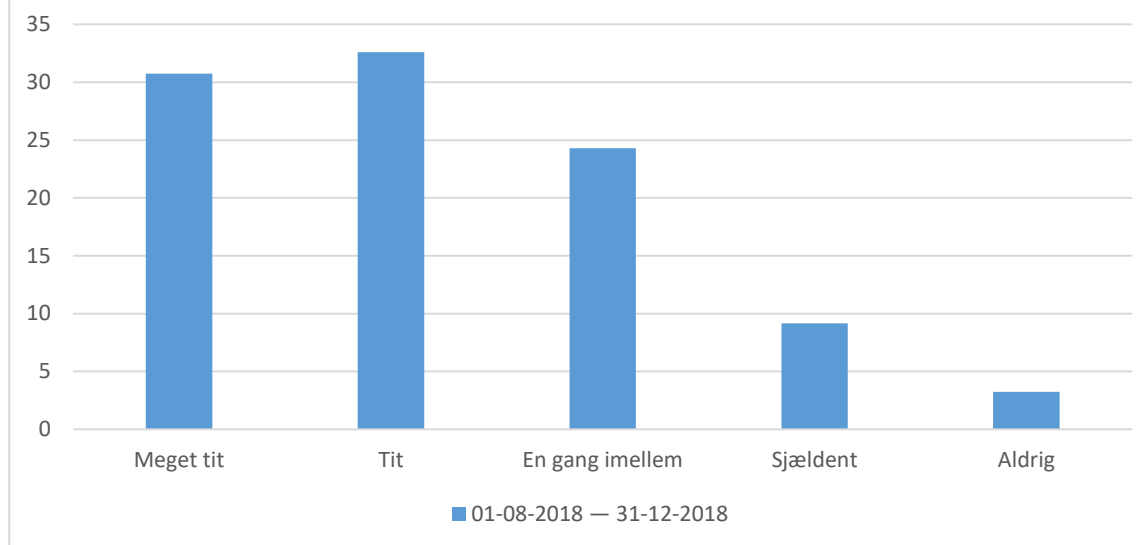
Svarmulighed	01-08-2018 — 31-12-2018: Antal		01-08-2018 — 31-12-2018: Andel (%)	
Meget tit		341		26
Tit		499		37
En gang imellem		374		28
Sjældent		97		7
Aldrig		23		2
Total		1334		-



01-08-2018 — 31-12-2018; Gennemsnit: 3,7, spredning: 1,2

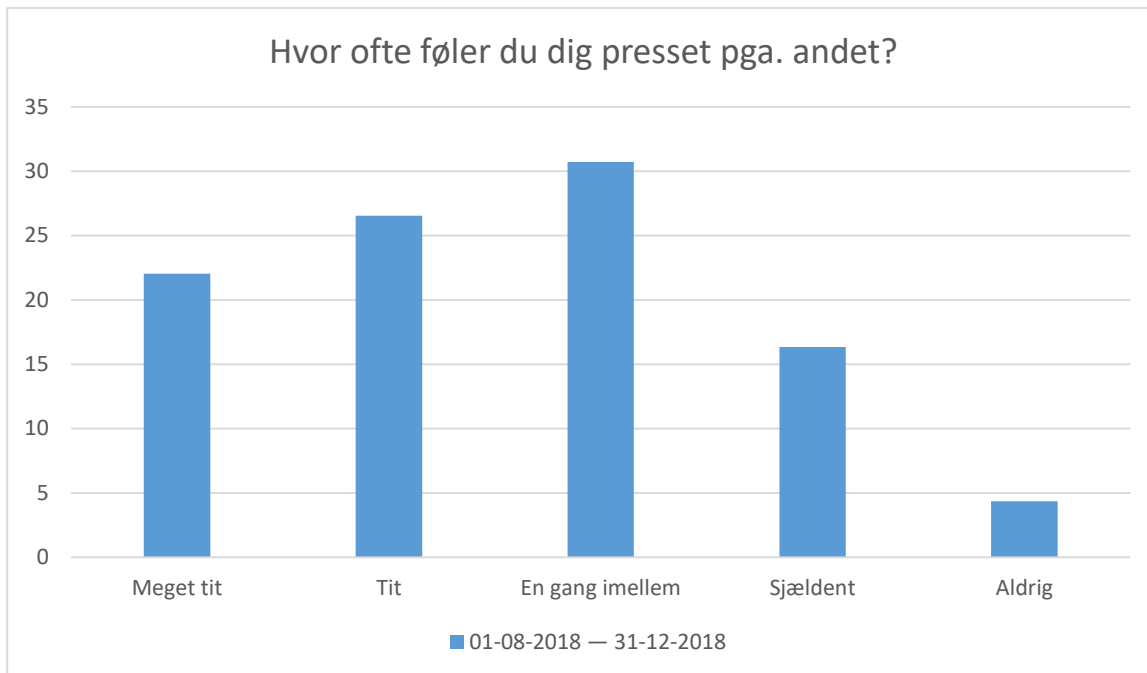
Svarmulighed	01-08-2018 — 31-12-2018: Antal	01-08-2018 — 31-12-2018: Andel (%)
Meget tit	394	30
Tit	405	30
En gang imellem	296	22
Sjældent	177	13
Aldrig	61	5
Total	1333	-

### Hvor ofte føler du dig presset pga. egne krav og forventninger til skolearbejdet?



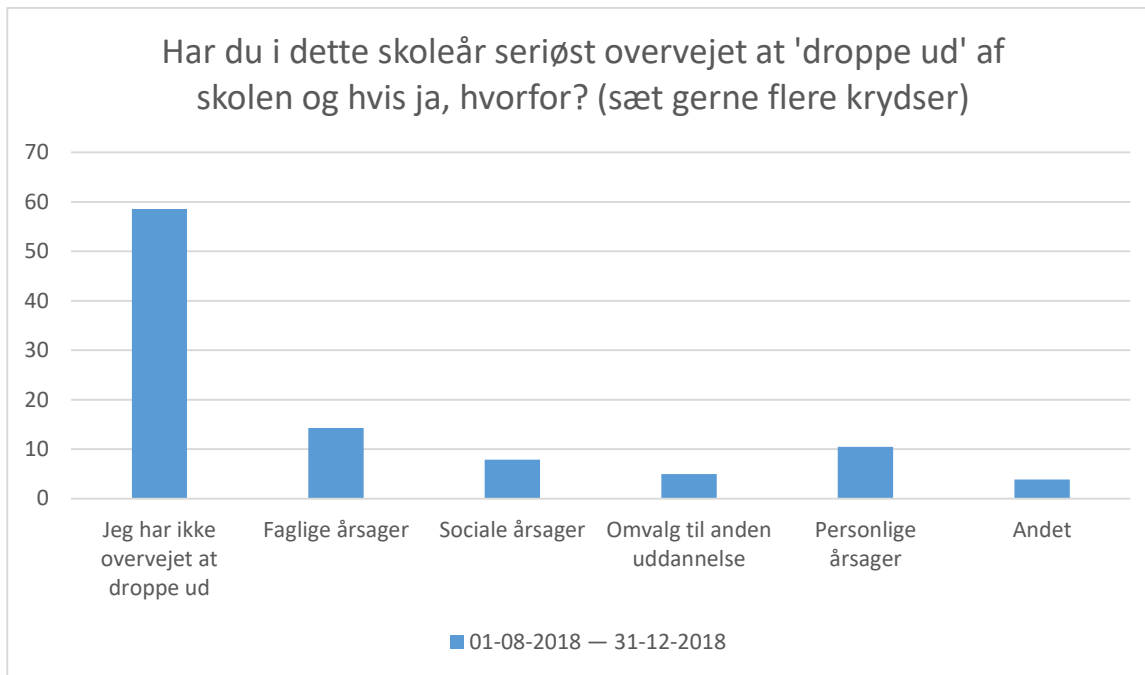
01-08-2018 — 31-12-2018; Gennemsnit: 3,8, spredning: 1,1

Svarmulighed	01-08-2018 — 31-12-2018: Antal	01-08-2018 — 31-12-2018: Andel (%)
Meget tit	410	31
Tit	435	33
En gang imellem	324	24
Sjældent	122	9
Aldrig	43	3
Total	1334	-



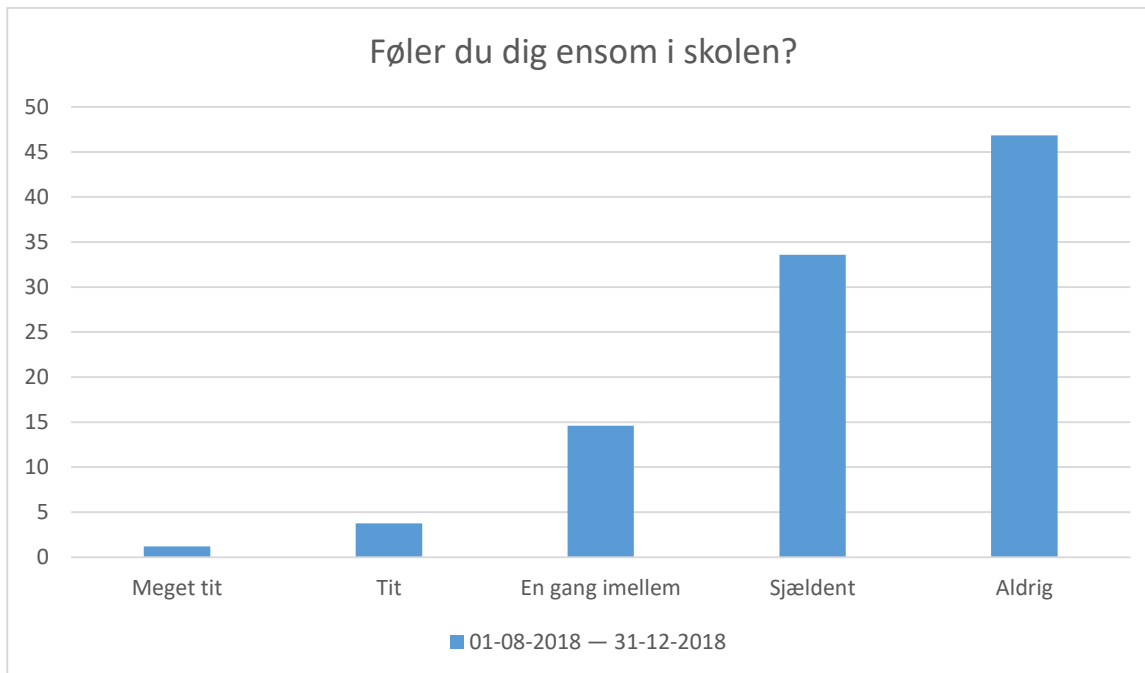
01-08-2018 — 31-12-2018; Gennemsnit: 3,5, spredning: 1,1

Svarmulighed	01-08-2018 — 31-12-2018: Antal	01-08-2018 — 31-12-2018: Andel (%)
Meget tit	279	22
Tit	336	27
En gang imellem	389	31
Sjældent	207	16
Aldrig	55	4
Total	1266	-



01-08-2018 — 31-12-2018; Gennemsnit og spredning kan ikke beregnes.

Svarmulighed	01-08-2018 — 31-12-2018: Antal		01-08-2018 — 31-12-2018: Andel (%)	
Jeg har ikke overvejet at droppe ud	944		59	
Faglige årsager	230		14	
Sociale årsager	127		8	
Omvalg til anden uddannelse	80		5	
Personlige årsager	169		10	
Andet	62		4	
<b>Total</b>	<b>1612</b>			

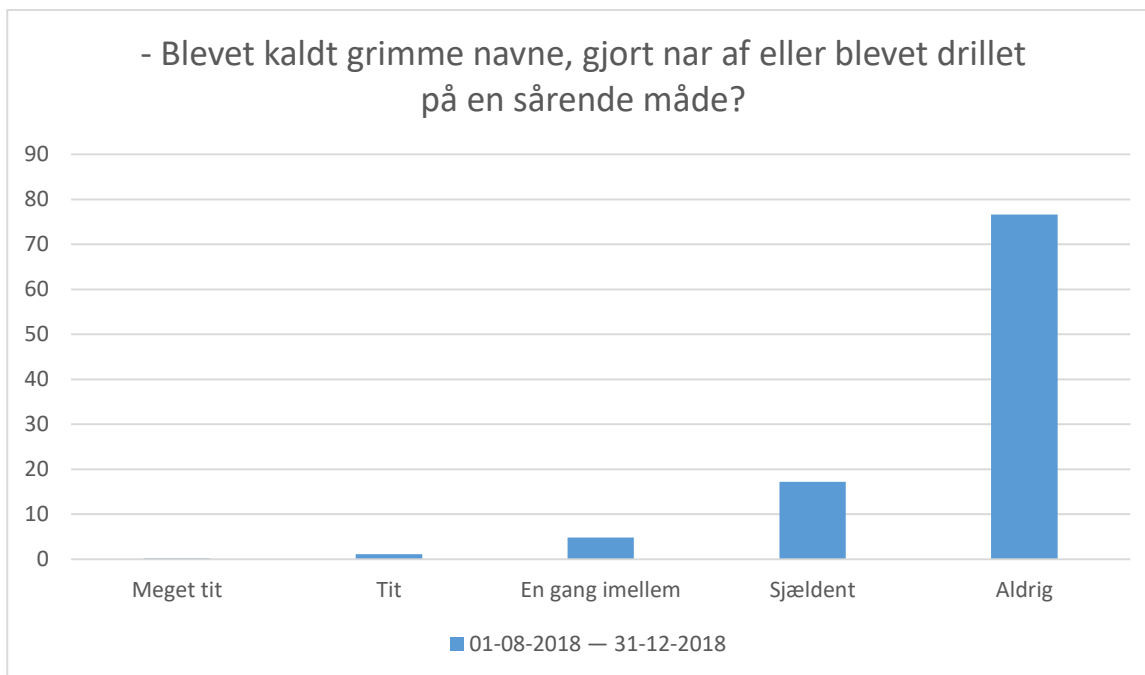


01-08-2018 — 31-12-2018; Gennemsnit: 1,8, spredning: 0,9

Svarmulighed	01-08-2018 — 31-12-2018: Antal		01-08-2018 — 31-12-2018: Andel (%)	
Meget tit		16		1
Tit		50		4
En gang imellem		194		15
Sjældent		446		34
Aldrig		622		47
Total		1328		-

## Afsnit H

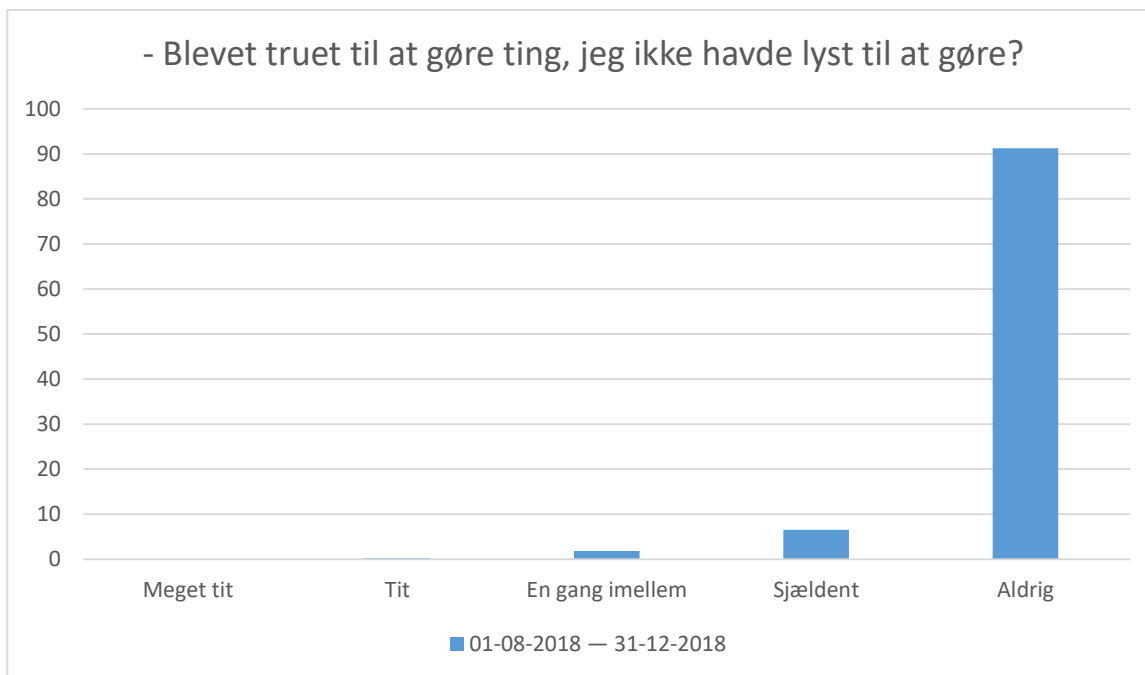
Spørgsmålet »I hvilket omfang er du det seneste år blevet udsat for følgende af andre elever eller ansatte på skolen?« har ikke nok besvarelser.



01-08-2018 — 31-12-2018; Gennemsnit: 1,3, spredning: 0,6

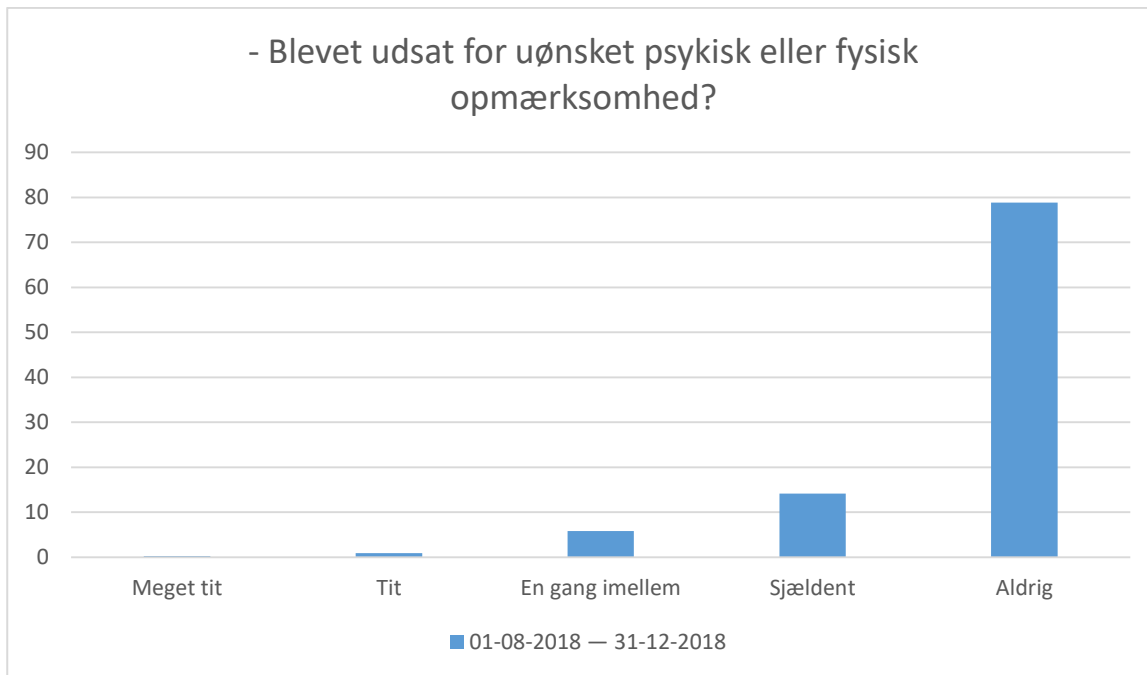
Svarmulighed	01-08-2018 — 31-12-2018: Antal	01-08-2018 — 31-12-2018: Andel (%)
Meget tit	3	0
Tit	15	1
En gang imellem	64	5
Sjældent	228	17
Aldrig	1017	77
Total	1327	-





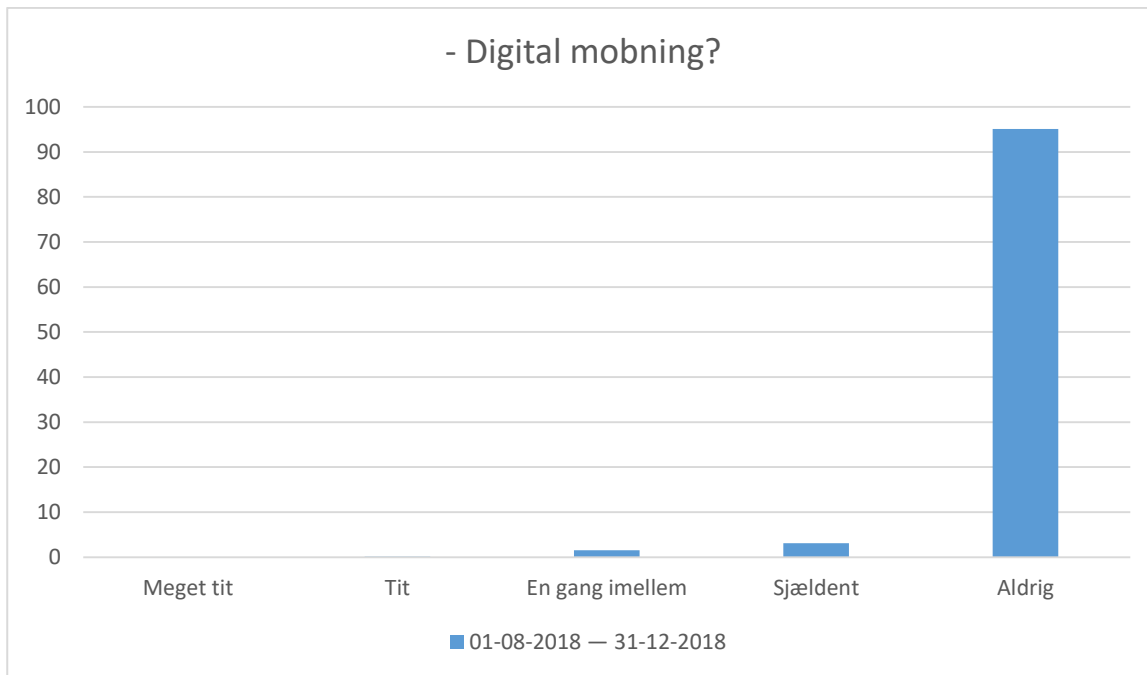
01-08-2018 — 31-12-2018; Gennemsnit: 1,1, spredning: 0,4

Svarmulighed	01-08-2018 — 31-12-2018: Antal	01-08-2018 — 31-12-2018: Andel (%)
Meget tit	1	0
Tit	4	0
En gang imellem	24	2
Sjældent	87	7
Aldrig	1212	91
Total	1328	-



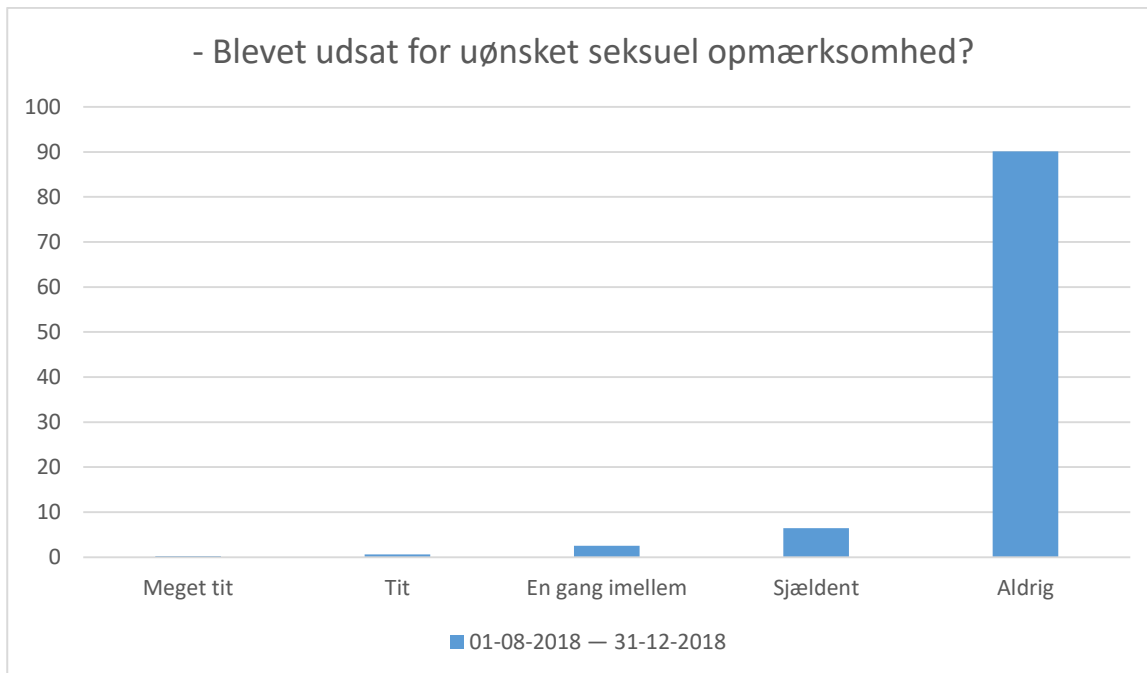
01-08-2018 — 31-12-2018; Gennemsnit: 1,3, spredning: 0,6

Svarmulighed	01-08-2018 — 31-12-2018: Antal		01-08-2018 — 31-12-2018: Andel (%)	
Meget tit	4		0	
Tit	12		1	
En gang imellem	77		6	
Sjældent	187		14	
Aldrig	1044		79	
Total	1324		-	



01-08-2018 — 31-12-2018; Gennemsnit: 1,1, spredning: 0,3

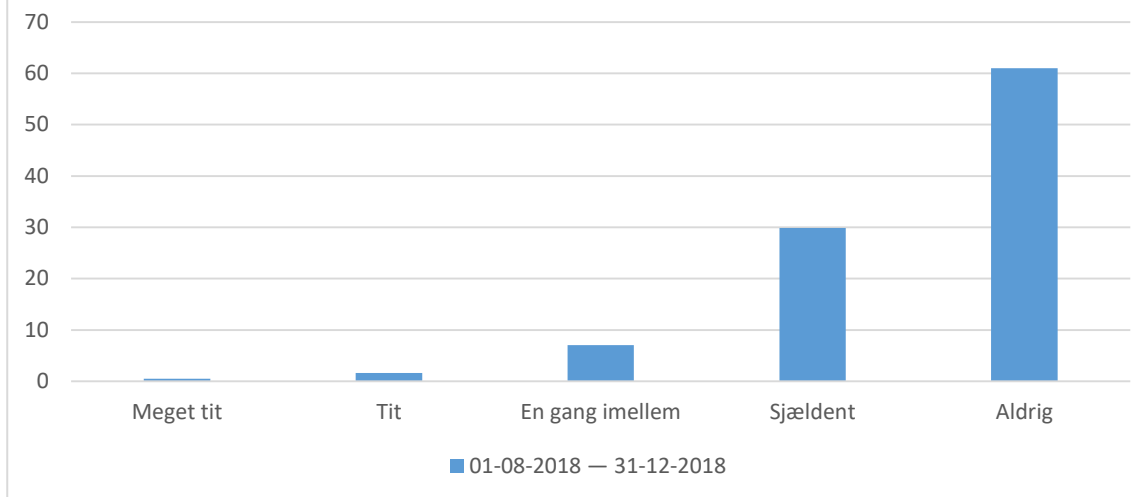
Svarmulighed	01-08-2018 — 31-12-2018: Antal		01-08-2018 — 31-12-2018: Andel (%)	
Meget tit		1		0
Tit		2		0
En gang imellem		21		2
Sjældent		41		3
Aldrig		1264		95
Total		1329		-



01-08-2018 — 31-12-2018; Gennemsnit: 1,1, spredning: 0,5

Svarmulighed	01-08-2018 — 31-12-2018: Antal	01-08-2018 — 31-12-2018: Andel (%)
Meget tit	4	0
Tit	8	1
En gang imellem	34	3
Sjældent	86	6
Aldrig	1198	90
Total	1330	-

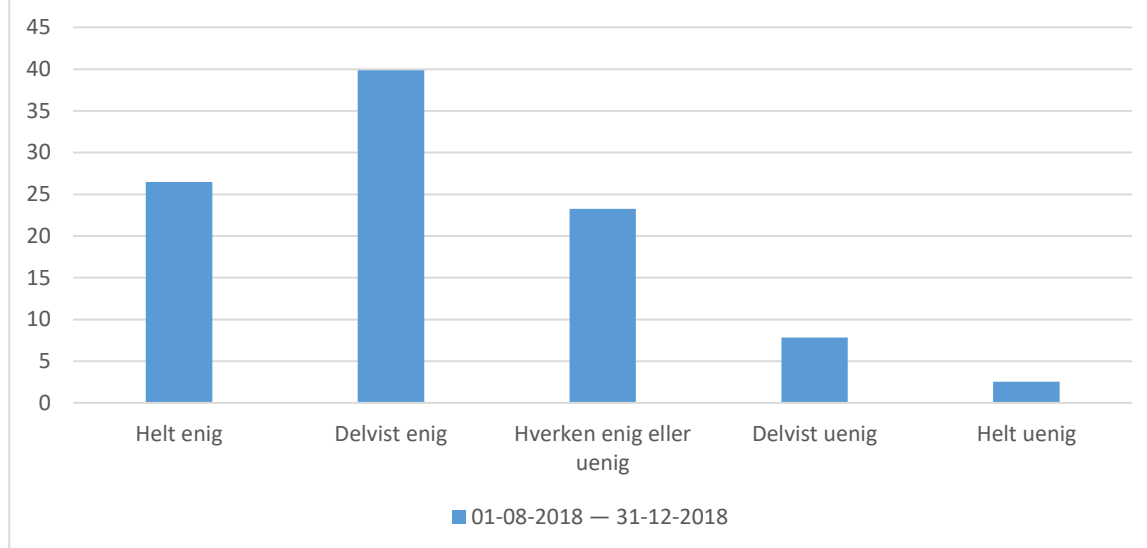
I hvilket omfang har du det seneste år oplevet, at elever eller ansatte på skolen er blevet presset til at gøre ting, som de ikke havde lyst til at gøre?



01-08-2018 — 31-12-2018; Gennemsnit: 1,5, spredning: 0,7

Svarmulighed	01-08-2018 — 31-12-2018: Antal	01-08-2018 — 31-12-2018: Andel (%)
Meget tit	6	0
Tit	20	2
En gang imellem	88	7
Sjældent	374	30
Aldrig	764	61
Total	1252	-

Der er gode muligheder på skolen for at få støtte og vejledning, hvis det har været svært.



01-08-2018 — 31-12-2018; Gennemsnit: 3,8, spredning: 1

Svarmulighed	01-08-2018 — 31-12-2018: Antal	01-08-2018 — 31-12-2018: Andel (%)
Helt enig	321	26
Delvist enig	483	40
Hverken enig eller uenig	282	23
Delvist uenig	95	8
Helt uenig	31	3
Total	1212	-

